Megow

LARGEST HOBBYCRAFT MANUFACTURER IN THE WORLD



PRICE 10 CENTS

Property of Bill Pope

CATALOG 1941 No. 11

GIANT FLYING WARPLANES!



KIT No. D-12

BRITISH "SPITFIRE"

50" WING SPAN

Complete Kit

$1.00

Here is the plane you've heard so much about, in the war headlines! This Supermarine "Spitfire" has shot down hundreds of Nazi Bombers, and is considered to be the fastest pursuit plane in the world.

Our kit builds a superb, giant flying model of this wonderful ship! You will marvel at its perfect, easy construction and its very light weight! It will make long beautiful flights. Kit is complete with all necessary materials, less liquids.

HUNDREDS OF "STUKAS" WERE USED IN BOMBINGS BY THE GERMANS



KIT No. D-13

GERMAN "STUKA"

50" WING SPAN

Complete Kit

$1.00

JUNKERS JU87B DIVE BOMBER

Whether you favored English or Nazi, in the Greatest World War of all time, you undoubtedly as an unbiased model builder, wanted to build planes used by both sides.

Here we give you one of the most widely used dive bombers, with complete materials (less liquids) included. Add this model to your collection.

(Hundreds of these planes were lost by the Germans in operations over Poland, France and England.)

Here is AL WILLIAMS' New Airplane



Alford J. Williams, famous acrobatic and speed pilot, standing beside his new Gulfhawk Jr. plane.



The "GULFHAWK" Junior

Fellows!—Here is the plane you have been waiting for! "Al" Williams has now added this brand new Stinson "105" to his fleet of famous Gulfhawk planes. It is a beautiful plane, colored orange and white, with black trimmings. It makes a wonderful flying model, as the aerodynamic design of the "105" is perfect for model work. The above photograph (unretouched), is of the model we built of the Gulfhawk Jr. and plans of which have been approved by "Al" Williams himself! A complete kit to build this popular plane.

50 inch wing span

KIT No. D10 **$1.50**



Left to right: Paul Karnow and Walter Eggert, Jr. of Megow's Research Staff discuss the Army's latest Aircoupe model, with Norman Bean, Philco Television Engineer. This is one of the scenes of the broadcast as it appeared on the television screen.

TELEVISION!

Model airplanes made history recently! A regular feature television program lasting for one full hour was broadcast April 26th by station W3XE, Philco Corp., Philadelphia, Penna.

The program consisted of an exhibition and discussion of all the latest type Megow airplane, boat, and railroad models. A "hit" on the program was the actual running of a powerful miniature gasoline motor with full sound effects, which you can well imagine! A model airplane also completed a sensationally successful flight in full view of the television screen. Approximately 500 persons in and around Philadelphia tuned in on this unusual program, which was sponsored in conjunction with one of the Quaker City Gas Model Association's regular monthly meetings. Two television receivers were placed at the meeting hall for this occasion.



The NEW AIRACOBRA

ARMY INTERCEPTER MODEL

Here is an airplane that is in the news! The "Airacobra" is the Bell P39 Pursuit, which features a tricycle landing gear, three bladed propeller and an engine mounted behind the pilot! Its armament includes the latest type aircraft cannon, firing through a hollow propeller shaft! This kit is complete in every way including special insignia, less rubber.

37 inch wing spread

KIT No. D11 **$1.00**

A SUPERB LOW WING MODEL



Ryan St.

A model of America's most popular sport airplane. All metal low wing type with tandem cockpit seating, this is the plane that has lately been adopted by the Army for primary training purposes. South American countries have numbers of these planes in their air forces! You will be proud to have this model in your collection.

50 inch wing span

KIT No. D9 **$1.50**

The TAYLOR "CUB" "GIANT MODEL"



FREE!
Special "Motor Hum" device included in this Kit!

TAYLOR CUB

Kit Number D3

Complete Kit
$1.00

Wing spread 50", Length 31", Weight complete 5¼ ounces. A popular model of a two place sport ship. Being of light weight construction and not too complicated, it is an ideal model for both a beginner and for one whose experience demands that a model be a good, consistent flyer.



FREE!
Special "Motor Hum" device included in this Kit!

LAMBERT MONOCOUPE

Complete Kit
$1.25

TURNED NOSE Included



Wing spread 50", Length 32", Weight 6 ounces.

The Monocoupe has always proved popular in our Giant Model Series. When properly constructed and adjusted the model will taxi, take off, and fly under its own power. Its powerful motor will quickly take it up to a high altitude where, after the power is expended, it will gracefully glide to the ground.

Kit Number D4

50" Models——"Giants"



Kit No. D5 **AERONCA "K"**

Special "Motor Hum" device included in this Kit! **FREE!**

Wing Span 50" **Overall Length 28"**

A lightplane model streamlined from propeller hub to rudder tip, this ship immediately impresses you with its air of aliveness, alertness, its eagerness to take off and go places. A regular fifty inch span model, it embodies all the regular features necessary for an easy to build, easy to fly authentic scale model.

$1.00



Kit No. D6 **FAIRCHILD RANGER**

Wing Span 50" **Overall Length 34"**

The Ranger embodies numerous features which are distinctly appealing to the model enthusiast. The "in line" engine with its small frontal area—lends a sleek, racy appearance. With all its detail the model is of amazingly light and strong construction. You will get excellent service from this ship.

FREE! Special "Motor Hum" device included in this kit!

$1.00

50" Giant Models

FREE!
Special "Motor Hum" device included in these kits!



REARWIN SPEEDSTER

Wing Span 50" Overall Length 36"

Kit. No. D7

$1.00

Here is the plane that modelists are enthusiastically acclaiming everywhere. It is the most sleek, racy appearing sport plane of today. The aerodynamic set-up, even though it is an exact scale model, is perfect and guarantees long, stable flights and flat glides. A worthy addition to our 50" line, this plane embodies all the features that you have found in Megow Kits.



HOWARD DG- A8

Wing Span 50" Overall Length 35"

Kit No. D8

$1.25

When a famous racing plane designer enters the commercial field, you can be sure of a sensational development. And our new model lives up to its famous prototype. This ship has been designed to provide excellent flying ability and is of very strong, yet light construction. The kit contains everything necessary to build an authentic scale model. TURNED NOSE Included.

Megow AIR YOUTH

PROGRESSIVE KITS FOR MODEL BUILDERS

"Air Youth of America" has licensed Megow to manufacture "Air Youth" Progressive model kits, as part of its extensive educational program. The five projects shown here take the beginner through the first five stages of model aircraft construction, and are obtainable through regular Megow Dealers.

School, Recreational and Club instructors, desiring information regarding Air Youth activities proper, may write "Air Youth of America," 30 Rockefeller Plaza, New York City.



Project No. 1

HAND LAUNCHED GLIDER

The first elementary step in building model airplanes is the construction of the simple glider. In this model, the beginner learns the functions of the fuselage, wings, stabilizer, rudder, and "balance weight." By following the complete instructions which are included in this Air Youth kit, the novice is quickly able to grasp all the fundamental aeronautic principles involved, and then can advance to rubber powered models.

Wing Span 12 inches **KIT No. F40** **10c**



Project No. 2

BABY R.O.G.

("Rise off Ground" model airplane)

This graceful little model is a "basic" training model for the novice who wishes to build powered flying model airplanes. When completed according to the instructions, any person can make beautiful flights of from 20 seconds to one minute duration.

By various adjustments the young "modellist" can control his model in various ways and learn the basic secrets of powered flight. Complete materials are included with step by step instructions.

Wing Span 12 inches **KIT No. F41** **10c**



Megow "Air Youth of America" kits come attractively packaged in individual boxes. Each kit is absolutely complete in every respect, having been carefully designed to assure "easy building" for novice model builders.

All Megow "Air Youth" model kits have been approved by "Air Youth of America."

MEGOW



Project No. 3

SENIOR R.O.G.

This beautiful flyer is much larger than the "Baby R.O.G.", and has more advanced features. For instance, it has rounded or "streamlined" wing tips and tail surfaces. It also has a "cambered" wing for greater "lift." Its larger diameter propeller gives greater duration!

Wing Span 19 inches

KIT No. C29 **25c**



Wing span of this model is 22½".

Project No. 4

JUNIOR "COMMERCIAL"

Cabin type model airplane, more popularly known as the "commercial" type in contests. Here in this model you become acquainted with "double surfaced" airfoil wing! You learn also how to make the cabin or "commercial" type fuselage. You will be proud of this job when completed and successfully flown, as you will then be thoroughly prepared to go on to more highly advanced projects, like No. 5, and the gas powered models!

KIT No. C30 **25c**



Class "C"

CONTEST COMMERCIAL

Project No. 5

Here is a model that meets all the N.A.A. rules for National Contest and Record requirements and which has also been approved by Air Youth of America, as project No. 5 in this progressive series of models, for beginners. This model is of the latest up-to-the-minute design and features a polyhedral wing for extra stability! Our kit is complete in every respect, less rubber motor.

Wing Span 36 inches.

KIT No. J16 **50c**

WATCH FOR AIR YOUTH ANNOUNCEMENTS

MEGOW

Korda's Wakefield Winner





Dick Korda—
Wakefield
Champion

SPECIFICATIONS

Wing Span	44 in.
Wing Area	200 sq. in.
Overall Length	36 in.
Weight	8 oz.
Chord	5 in.
Fus. Cross Section Area	11.859 sq. in.
Stabilizer Span	21 in.
Prop Arc Dia.	19½ in.

FEATURES

Extremely light and rugged construction!

Polyhedral wings!

Single-blade folding propeller construction details!

SCOOP! No doubt you have read all about the Wakefield Competition!

How Dick Korda was the first to fly! How he stepped up and clicked off a 43 minute, 29 second flight. How his second and third flights boosted his three flight average of 950 2/5 seconds. Just think of being able to own a model which can perform like this! You can, you know, just by getting Megow's new kit which is a marvel in completeness!

Just think, with this model you can beat all others! Improve on it in some small detail and you may be the next international champion!

Since the great Wakefield events, Dick Korda writes us that his model recently won the Scripps-Howard Contest with a time average of 6 minutes, 22 seconds.



KIT No. Z-2

WHAT THIS GREAT KIT CONTAINS!

Megow's kit for building Korda's latest model contains Korda's original and official plan, and material specially selected for the purpose. It conforms exactly to official requirements and enables you to construct a model of marvelous performance and real beauty . . . the thrill of a lifetime! A full supply of cement, dope, paper covering, all sizes of balsa wood, all hardware, wire, etc. In fact everything is included except rubber which we do not include due to danger of deterioration. For contest work, it is absolutely essential that you use fresh rubber which you may obtain at your local dealer!

This Complete Kit only $1.00

MEGOW

Build this *Classy (Class C)*

Contest Endurance Model



Meet the sensation in the model field. Here is a ship you will be proud to exhibit at the next contest. This model is the result of 8 years' work in competitive flying by its two collaborating designers, and has been a consistent winner. The design is not only theoretically correct, but proven through amazing flights under adverse weather conditions.

Everything has been done to increase the glide. The wing is streamlined into the fuselage; triangular top and bottom construction for simplicity; folding propeller; (a free wheeling propeller may be used by the novice); thin wheels; all wire landing gear (landing gear may be folded back to pack in a smaller box for transportation); and streamlined tail section, are a few of the features.

Model meets all N. A. A. specifications and may be used in any official meet.

This kit is absolutely complete in every detail, including a free wheeling or folding propeller, with a rubber tensioner.

All wood sizes are exact and of grade "A" balsa. Wood for these kits has been specially graded as to weight.

More than enough banana oil, cement, and tissue are included, as well as all metal parts.

Special tension steel wire is used for the landing gear, prop, shaft, rear hook, and "s" hooks.

A ball bearing washer and other bearings cut from heavy sheet brass insure a full measure of power without friction.

Plan is full sized, 28" x 42", with all parts completely drawn out, and shows framework and completed model photographs. Complete step by step instructions are on this plan, which tells how to fly as well as how to build this model.

The bills of materials for this plane were compiled by the model designers and builders themselves, to insure an absolutely complete kit. Therefore you will need absolutely no additional material if the model is built as specified.

We wish to state that due to rapid deterioration of rubber, we do not include this in the kit.

SPECIFICATIONS

Wing Span .....41"	Wing Chord .....3⅞"
Wing Area ...147 sq. in.	Effective Area.140 sq. in.
Aspect Ratio 12	Airfoil Top .....Clark Y
Fuselage Cross Section .....9.28 sq. in.	Bot. .....R.A.F. 32
(Required)..8.27 sq. in.	Total Weight....4.23 oz.
	(Required) ....4.20 oz.

Kit No. Z1

Retracto!

Complete As Advertised **$1.00**



Designed by W. Sharp—C. Sclight
Topnotch Phila. Fliers

SPECIAL! How to Make a New Type Folding "Prop"

Featuring the newest development in Folding Props! This idea alone is worth the full price of the kit. There is absolutely no parasitic resistance!

This newly developed folding prop fits snugly against the sides of the fuselage when stopped by the rubber tensioner. This prop, unlike other folding props, is just as strong as the stiff blade free wheeling props. A wide, full blade width hinge insures a constant pitch, easy folding, and a minimum of vibration.

When "prop" is folded, drag is cut to a minimum, increasing the glide to that of a sailplane. Detailed instructions are given on the plan for each part.

50¢ FLYING MODELS

30" WING SPAN



MONOCOUPE

The Monocoupe has always proved popular with model builders. We picked it as the first model in our new series for this reason. The kit, complete as all Megow Kits are, contains all necessary material for a good, accurate flying model. Special Feature! A turned nose is included!.....Kit J1



STINSON RELIANT SR7A

This model has become very popular in our other lines of kits. All external details are described on the plan so that in reality this is a "flying exhibition" model. Complete materials are included in each kit, including a specially turned nose!.Kit J2



ARROW SPORT

Any airplane powered with an automobile engine, always attracts attention. The new "Arrow Sport" powered with a Ford V-8 motor has aroused more than ordinary interest. As pictured above, our kit builds itself into a very life-like model. Here too, we include a specially turned nose!.....Kit J3



AERONCA K

This new Aeronca is a development of the well-known C3. Based on the past popularity of the Aeroncas, we feel certain that this model will be heartily welcomed. Although a turned nose is not included, due to the odd shape, the model is easy to build .....Kit J4



WATERMAN ARROWBILE

Here is the ship that you have been hearing so much about! Powered with a 6-cylinder Studebaker motor and featured as the sky auto. Our model was thoroughly tested and flies unusually well.Kit J5



FAIREY BATTLE

An excellently designed flying model of England's latest and most formidable battle plane. Our kit is complete with all necessary material, including a turned nose!.....Kit J6

Kits 50¢ each

LEARN THE PRINCIPLES OF FLIGHT

Page 11



FAIRCHILD RANGER

Here is a model with plenty of detail
delight the most exacting scale model
Of light, yet very strong construction this mo
flies exceptionally well and its slow flying speed
makes it ideally suited for scale model endur-
ance contests .....Kit No. J7



REARWIN SPEEDSTER

The plane that is taking America by storm! The appearance of this ship speaks for itself, and is a worthy addition to your collection. Careful design insures fast, stable flights. Kit is complete, with all details included .....Kit No. J9



MESSERSCHMITT M-29

The photographic ship of the new German A
Force! Of low wing design with efficient stream-
line and plenty of dihedral angle to insure stable
flights. The kit is amazingly complete, including
instructions to construct a miniature aerial
camera for your model! .....Kit No. J10



CESSNA C-34

Acclaimed the most efficient plane, this custom built airplane has been tops for many years among private owners. Its deluxe appearance makes for a model of unusual beauty. Among many other features, this kit contains a turned balsa nose and provides for making streamlined, "hub-less" wheels .....Kit No. J11



HOWARD DGA8

Ben Howard's latest! This fast cabin plane, developed for private owners makes a beautiful flying scale model. High landing gear permits use of a large propeller, which will greatly increase the duration, making it ideal for contests. Kit is complete to the last detail. A turned balsa nose is included .....Kit No. J12

Page 12

...N STM
...Army Trainer

...yan low wing monoplane has been popu-
...ith American sport pilots for several years!
...s ship has now been recognized by the U. S.
Army as the ideal training plane for pilots who
will later fly America's speedy pursuit planes!
Several South American countries already have
Ryans in their Air Forces! Build and fly this sleek
new model!
KIT No. J15

...art
... J14



"TOPPER"
Advanced Model for beginners

Thrilling, long endurance models at a minimum of expense and work. This plane is an ideal size and extremely rugged, weighs only 1.02 oz.
KIT No. J13



"AIR YOUTH OF AMERICA"
Project No. 5 Contest Commercial

Designed especially to meet NAA requirements for contest work and approved by Air Youth as its official No. 5 model. Look elsewhere in this catalog for more complete details.
COMPLETE KIT—No. J16



"STUKA"
German Dive Bomber

Terror of the Skies! The airplane that brought the "blitzkrieg" to all Europe. Build this model to add to your historic series!
KIT No. J17



FELLAS!!!
Get this

"FLYING EAGLE SQUADRON HAT!!!"

This snappy gold and blue "Cadet" Cap is one that you will be proud to wear!! Be the First to have one, and surprise your friends.
ONLY 10c

NEW 25c MODELS
24 INCH WING SPAN



RYAN STM
A worthy addition to our 24" line of models, is this latest Army training model.
KIT No. C25



HAWKER "HURRICANE"
England's famous fighter! This ship is giving a good account of itself in the present World War. **KIT No. C26**



AIRACOBRA BELL P39
U. S. Army's famous new fighter capable of speeds approaching 500 miles per hour.
KIT No. C27



CURTISS PURSUIT
A favorite U. S. Army pursuit airplane, it was also widely used by the French in the present war. **KIT No. C28**



"SWIFT"
Elementary Duration Model
A super model for beginners, can be built in one evening and features a streamlined monocoque fuselage. Wing span 21½ inches. **KIT No. C24**



"SPITFIRE"
British Single Seat Fighter
Britain's famous pursuit fighter!! Build this renowned fighter. **KIT No. C31**



FOR MORE INFORMATION ON AIR YOUTH MODELS, Look elsewhere in this catalog!!

AIR YOUTH OF AMERICA
Project No. 3
SENIOR R.O.G.
A wonderful flying "stick" model, capable of several minutes duration and very easy to build.
KIT No. C29



AIR YOUTH OF AMERICA
Project No. 4 **Junior Commercial**
Cabin type endurance model popularly known as the "Commercial" type in contests! You will be proud of this job!! 22½" Wing span.
KIT No. C-30

MEGOW'S

TWENTY FIVE CENT

Megow's famous twenty-four inch flying models are the biggest values ever offered for the price. Simple construction and sound design characterize these ships, resulting in very fine flying models. They are purposely designed with light and sturdy construction, a quality which makes for greater duration. Nevertheless, all the details of the real ships have been faithfully carried out.

The models pictured here are all built from our kits and go to show how authentic the models really are. As the majority of model builders are familiar with this line of models, a description of each is not necessary. We list them according to number for your ease in ordering.

24 INCH WING SPAN!

All models have 24" wing span excepting C11 which has 15" and C17 which has 16"



C1
FOKKER DVII
World War Plane

C2
SPAD
World War Plane

C3
SE5
Sopwith War Plane

C4
NIEUPORT
World War Plane

C5 *
STINSON
Cabin Monoplane



*** C6**
CORBEN ACE
Sport Plane

*** C7**
WACO
Cabin Biplane

*** C8**
MONOCOUPE
Sport Plane

*** C9**
CONSOLIDATED
U. S. Army

*** C10**
KINNER
Sportster

FLYING MODELS

*** Turned Balsa Cowls Included with These Kits!**



C11
SENIOR R.O.G.
Endurance Model



C17
CAUDRON
French Racer

C12 *
FAIRCHILD 22
Parasol Sport

*** C18**
VULTEE
Transport Plane

C13 *
BEECHCRAFT
Sport Biplane

*** C20**
STINSON
Gullwing Monoplane

C14 *
HAWKER
British Fighter

C21
AERONCA
Sport Plane

C15
CURTISS HAWK
Biplane Fighter

C22
WATERMAN
Arrowbile

C16
TAYLOR CUB
Sport Plane

*** C23**
ARROW
SPORT

FAMOUS THE WORLD OVER

Big 16" WAR PLANES

Megow is always first with the latest in model airplane developments! Here we present the latest type warplanes and sportcraft.

All of the new planes have a wing spread of 16 inches! Most of the models are of ships with "clipped" wing design, resulting in an even larger model due to the relatively longer fuselages!

Each model has been carefully designed, so as to be simple to construct, and easy to fly. They are marvels of perfection!



"AIRACOBRA"

The Bell P39 certainly has been in the news! It has just been released for export to the Allies, where it should give a good account of itself!

KIT No. F42



"SPITFIRE"

This British Supermarine fighter has shown itself to be one of the best airplanes in service on the Western Front! The name "Spitfire" has become a byword with the newspapers!

KIT No. F43



"DEFIANT"

This Boulton Paul aircraft, is said to be England's most formidable plane. Many of its features are still military secrets!

KIT No. F44



CURTISS PURSUIT

This plane was used in large numbers by the French Air Force. A ship that has outgunned and outflown every opponent.

KIT No. F45



HEINKEL

Germany's first line pursuit ship. One of the airplanes you hear so much about in the daily war reports.

KIT No. F46



MESSERSCHMITT "109"

Another famous German fighter. Whole fleets of these are in active service against the Allies.

KIT No. F47

Big Values 10¢

These new Big 10 cent Values cannot be beat. Popular models all, with a 16 inch wing span, and to "boot", we give you a brand new "sailplane" model with a 28 inch wing span!

You will want to build an entire fleet of the models shown here—they're really something to look at!

Kits are complete in every respect, including an added Megow feature:—"BLUEPRINT" plans and full size perspective drawings!—less liquids.



CURTISS XSO3C1

Latest naval observation ship built for catapult work on American warships. Distinctive streamline design. **KIT No. F48**



"VANGUARD"

Famous Vultee intercepter plane, with a speed of 400 miles per hour, and the latest armament. **KIT No. F49**



TAYLOR CRAFT SEAPLANE

A popular American sport model, equipped with scale EDO floats. You can see this plane at almost any resort. **KIT No. F50**



RYAN OBSERVATION

Sensationally reported as the Army's new "umbrella" plane capable of hovering, over an objective, almost standing still. **KIT No. F51**



"SAILPLANE"

Megow presents this sensational value! A high performance sailplane with 28 inch wing span. **KIT No. F52**



LUSCOMBE

Model of a popular two place all metal construction sport plane using monocoque fuselage. Easy to build! **KIT No. F53**

15" FLYING MODELS 10

*Kits contain turned balsa cowls

There Are Fifteen Models Having a 15" Wing Spread. The Remaining Models Have a 12" Wing Span
See Lower Right Hand Corner of Photo for Correct Size.



F1—AERONCA 12"



*F2—BOEING P12E 12"



*F3— 12"



*F4—CONSOLIDATED 12"



*F5—CURTISS PURSUIT 12"



*F6—DOUGLAS OBSERV. 12"



*F7—EXPORT FALCON 12"



F8—FOKKER DVII 15"



*F9—FOKKER TRIPLANE 12"



F10—FOKKER DVIII 12"



*F11—HELL DIVER 12"



F12—HIGH CLIMBER 12"



*F13—KINNER SPORT 15"



F14—LOCKHEED VEGA 15"



*F15— 12"



*F16—SOPWITH CAMEL 12"



*F17—SPAD 12"



*F18—POLISH FIGHTER 12"

Page 19



F19—PUSS MOTH 12″



*F20—NIEUPORT 15″



*F21—NORTHROP 15″



F22—S. E. 5 12″



*F23—STINSON RELIANT 15″



F24—_____ 15″



*F25—VULTEE VIA 12″



*F26—VOUGHT CORSAIR 12″



F27—WACO BIPLANE 12″



F28—RYAN ST 15″



F29 15″



F30—PRIMARY GLIDER 20″



*F31—_____ 15″



F32—DeH. HORNET MOTH 12″



F33—MILES MAGISTER 15″



F34—TIPSY S 15″



*F35—FLEET TRAINER 12″



*F36—[illegible] "45" 15″



F37—B. A. EAGLE 15″



*F38—GULFHAWK 12″



F39—MESSERSCHMITT 15″

Page 20

SUPER DETAILED 3/8" SCALE MODELS SOLIDS



T-1—CURTISS HAWK
Wingspan 11 3/16", length 8 1/4" Non-Flying, Army plane, yellow and olive



T-2—NAVY BOEING
Wingspan 10 1/16", Length 7 7/8" Non-Flying, yellow and silver



T-3—TAYLOR CUB
Wingspan 12 3/4", Length 8" Non-Flying, red and silver



T-4—WACO BIPLANE
Wingspan 12 7/8", Length 8 3/4" Non-Flying, blue and yellow



T-5—BOEING F4B4
Wingspan 11 3/16", Length 7 3/4" Non-Flying, gray, silver, yellow, red



T-6—STINSON SR7A
Wingspan 15 1/8", Length 9 7/8" Non-Flying, white and blue

60c each



5¢ SOLID SCALE MODELS 12 Inch Wing Spread



V-1—CONSOLIDATED P3Y-1



V-2—DOUGLAS TRANSPORT



V-3—LOCKHEED ELECTRA



V-4—CONSOLIDATED P-30



V-5—DE HAVILLAND COMET



V-6—MARTIN BOMBER



V-7—VOUGHT SBU-1



V-8—CHINA CLIPPER



V-9—HUGHES LOCKHEED 14
Round World Plane



V-10—CURTISS ROBIN
Famous wrong way airplane

New! **SOLID MODELS**

Authentic—Complete

8" Span 10c Each



S44 "STUKA"



S-1—Aeronca LB S-2—Albatross S-3—Bristol Fighter



S-4—Cessna C-34 S-5—China Clipper S-6—Consolidated P3Y-1 S-7—Curtiss Condor



S-8—Curtiss Coupe S-9—Douglas Transport S10—Fairchild Amphibian S-11—Fiat CR-30



S-12—Fokker DVII S-13—Hawker Fighter S-14—Hell Diver S-15—Kinner Envoy



S-16—Luscombe Phantom S-17—Macchi-Castoldi S-18—Martin Bomber S-19—Mr. Mulligan



S-20—Northrop Fighter S-21—Pfalz DIII S-22—Pitcairn Autogiro S-23—Ryan St



S-24—Seversky BT-8 S-25—Sikorsky S-43 S-26—Sopwith Camel S-27—Stinson Reliant



S-28—Stinson U S-29—Taylor Cub S-30—Vought SBU-1 S-31—Vultee Attack



S-32—Kling's Racer S-33—Bellanca "Flash" S-34—Miles Magister S-35—Gulfhawk

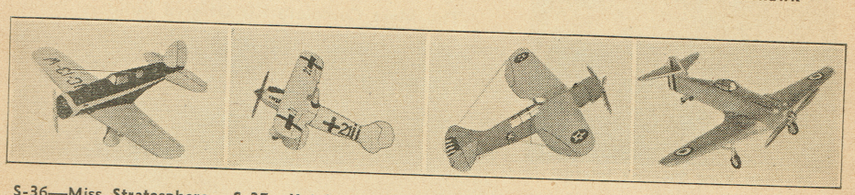

S-36—Miss Stratosphere S-37—Heinkel HE51 S-38—Douglas O-46A S-39—Nieuport 161



S-40 Brewster SBA-1 S-41—Stinson Reliant S-42—De H. Hornet Moth S-43—B. A. Eagle

MEGOW'S 3/4 INCH



Wing Span 31 Inches

KIT No. A-1
Price $3.25

STINSON RELIANT SR7A

Megow's ¾ inch scale models reach great heights in completeness and perfection of detail. Each kit comprises complete detailed plans and separate sheets showing step-by-step photographs and instructions. Finished flying prop and blank for scale prop. Shaped wheels, aluminum drag ring. Movable controls on tail and wings. Heavy celluloid for cabin windows. All insignia. Correct colors in paper. Over-size quantities of cement, tissue cement and colors. Description and material to complete cockpit with blocks to make pilot's figure. Seats and hinged cabin doors. Complete $3.25

In Ordering Mention Kit Number A1

The Most Complete Kit Offered Builders Today



Skeleton View Showing Internal Details

Also Made in a Complete Accurate ½ inch Scale

FLYING MODEL

Kit Num[illegible] Price 80c

Just as accurate in detail and as complete in materials as the larger kits. Everything, including cement and colors in extra quantities needed to produce a beautiful job. Wing Span, 20⅝ inches.



SCALE MODELS



KIT No. A2

PRICE

$2.00

Wing Span 27"

LOOK WHAT WE HAVE PUT IN THE 3/4" SCALE AERONCA KIT

Complete detailed plans and photos of skeleton and finished models. Finished flying prop and blank for scale prop. Oversize quantities of cement, tissue cement and colors. Correct colors in paper. Shaped wheels. Aluminum drag ring. Heavy celluloid for cabin windows. Movable controls on tail and wings. All insignia. Description and material to complete cockpit, including blocks and coloring to make pilot's figure.



Wing Span 17 7/8"

The New AERONCA

Also Made in a Complete, Accurate 1/2 Inch Scale Kit.

Price 60c

An exact reproduction of our larger kit. Contains all liquids necessary, turned nose, and wheels. Complete supply of all materials and detailed plans.

Kit Number B2



Skeleton View Showing Internal Details

Nothing is to be desired in completeness nor in perfection of detail. Every precaution has been taken to make construction simple and durable. Several months of experimental building and planning is behind the accuracy, the flying ability, and the completeness of these new kits. Read the description of what the new 3/4 inch scale kits contain and then compare the prices with other makes. There is no comparison.

ARE SUPER DETAILED

MEGOW'S

3/4 INCH SUPER DETAILED



Kit No. A3

PRICE—$2.00

MONOCOUPE

3/4" Flying Scale Model - Wing Span 24" - Length 15 1/4"

Two place cabin ship powered with 90 H. P. Lambert engine. Easy to build, makes an attractive and good flying model. Each kit comprises complete detailed plans with step by step instructions. Semi-finished flying prop and blank for scale prop. Shaped wheels. Aluminum cowling. Heavy celluloid for cabin windows. All insignia, correct colors in paper. Oversize quantities of cement, tissue cement and colors. Description and material to complete cabin interior, with blocks to make pilot's figure and seats. Provision for movable controls on wings and tail and hinged cabin doors, if desired.

When Ordering This Kit Use Kit Number A3





Skeleton View Showing Internal Details

HALF INCH SCALE "MONOCOUPE"

Also made in a complete accurate 1/2" scale flying model, just as accurate in detail and as complete in materials as the larger kit. Everything, including cement and colors needed to produce a beautiful job.

Wing Span - 16" Length - 10 13/16"

COMPLETE KIT—60c

In Ordering This Kit Use Kit Number B3

MEGOW KITS HAVE

MEGOW'S

FLYING SCALE

Page 27



When Ordering Be Sure to Mention Kit Number A4

COMPLETE 3/4" SCALE KIT— $2.00

Kit No. A4

TAYLOR "CUB" J2

3/4" Flying Scale Model - Wing Span 26 3/8" - Length 16 1/2"

A two place, tandem seating, sport lightplane powered with a 4 cylinder twin opposed continental engine. Very popular among the lightplane pilots and found at almost every airport. A remarkable flyer and very easy to build. Kit contains complete detailed plans and photos of skeleton and finished model. Semi-finished flying prop and blank scale prop. Oversize quantities of cement, tissue cement and colors. Correct colors in paper. Shaped wheels. Heavy celluloid for cabin window. All insignia. Description and material to complete cabin interior including blocks to make pilot's figure. Movable ailerons and tail surfaces.



Skeleton View Showing Internal Details



HALF INCH SCALE "TAYLOR CUB"

This ship is also made in a 1/2" scale model kit containing the same features as in the larger kit. Included are all necessary liquids and parts to complete this model. WING SPAN 17 1/2", LENGTH 11 3/16".

COMPLETE KIT—60c

When Ordering Be Sure to Mention Kit Number B4

DETAIL TO THE Nth DEGREE

Page 12

Page 28

MEGOW'S

...DELS SPONSORED BY FAMOUS FLIERS

Chamberlin's "Miss Stratosphere"

FLYING MODELS

An Exact Model! At ½" Scale!



Approved By
Clarence D. Chamberlin

Complete Kit 60c

Thousands of you have no doubt witnessed Col. Clarence Chamberlin flying around in his sleek Lockheed "Altair." Usually it can be seen circling around the "Chamberlin Airlines" Condor, on almost every "barnstorming" hop, with motor "wide open." Perhaps you are one of the many who rode in the Condor and thrilled at seeing "Miss Stratosphere" swiftly zoom past. Then, you will want to build a model of this ship, as a souvenir of that flight.

The model pictured above is exact scale at ½ inch equals one foot. The kit builds a flying model with a true "Monocoque" fuselage. The wings and tail are tissue covered. For purely exhibition purposes, the model may be entirely wood covered. This is described in the plans for those who wish to make such a model.

This new kit is one of the regular ½ inch series and is complete in every respect, liquids included.

Kit Number B5

Wing Span 21 ⅛"

Al Williams' Grumman "Gulfhawk"

Complete Kit

Wing Span 17 Inches

Special Kit



Approved By
Al Williams

Many of you have heard of Al Williams and his "Gulfhawk." Here is a wow of a model!

Colored, orange with blue and white trimmings, and powered with a 1000 H.P. engine, it really stands out from the others.

The plans in these kits are personally approved and autographed by Al Williams, the famous flier.

KIT NUMBER L-1.

50c

Page 29

A New Thrill!

54" Wing Span



Kit No. Z4
for Class "D" Competition

BUILD and FLY this TOWLINE *Sailplane*

Enjoy the thrills of motorless "bird" flights! This new Megow Towline Sailplane is scientifically designed after the highly efficient "soarers" used by record sailplane pilots. The initial start for flight is obtained by use of a "towline." When the sailplane reaches a determined height, it disengages from this towline and stays aloft for several minutes to an hour or more!

The study of sailplane flight is a wonderful stepping stone to gas powered model airplane work, as a full knowledge of the action of air currents and "thermals" is essential in advanced contest model flying.

A complete kit to build this superb sailplane model, only:





For Class "B" Competition
Wing Span 20 inches

BUILD and FLY this CONTEST GLIDER

This model is a "glider" of the hand launched type. That is, the initial start of its flight is obtained by tossing or "launching" the model into the air by hand. Many fine flights of several minutes to over an hour have been turned in, by models of this design. You will have hours of pleasant educational fun, flying this advanced type contest glider.

Kit No. Z3 25c

The Story Behind MEGOW BALSA WOOD

By OTTO EGER

Editor's Introduction: Thousands of model airplane builders have for years used balsa wood with infinite skill and cleverness! Yet few know any more about it, other than it comes from South America. Therefore, we have asked Mr. Eger, our tropical wood expert to write the article which follows:

Well, to start with, up to this date, as far as I know, there is no literature on the Balsa Tree, and the few descriptions that have appeared in this country regarding it, are short and in many instances contradictory. It has been my privilege to observe and study the flora of the tropics for a quarter of a century, and the balsa tree, due to its peculiarities, has attracted my attention especially. Thanks to these special studies, I have been called upon, to manage a balsa plantation, the only plantation of this kind of tree in the world, where I had the opportunity of planting, cultivating and logging the balsa tree for a number of years.

In the following I give to our readers a condensed description of this wonderful tree, which I know will be of great interest to builders of Megow models.

The Balsa Tree belongs to the Bomacaceae (Linné), and its Latin name is Ochroma. There exist many species of Ochroma, of which the following are known to me:

Ochroma limonensis, found in Costa Rica and Panama.

Ochroma lagopus, found in Cuba, Jamaica and the other Antilles.

Ochroma concolor, found in Guatemala and Honduras.

Ochroma [illegible]ina, found on the Pacific coast of C[illegible]ca.

Oc[illegible]entosa, found on the upper Magd[illegible], Colombia.

Ochroma obtusa, found on the lower Magdalena River, Colombia, and finally

Ochroma grandifolia, found in the Republic of Ecuador.

This last mentioned species interests us most, as almost 100 percent of all balsa shipped to the United States is exported from Ecuador. The reason for the predilection of Ecuadorian balsa is found in its finer texture, white color and extreme lightness of weight.

Ochroma grandifolia, or Ecuadorian balsa, is a tree reaching a height of about a hundred feet with a period of 10 short years. From this fact it is obvious, that the balsa tree grows very rapidly. Balsa is of spontaneous origin, which means, that it is a second growth tree, appearing in places, where there has been already some kind of cultivation before, or where there has been a break of other vegetation in the virgin forest. Due to the rapid growth, the young balsa tree soon leaves the surrounding vegetation behind and reaches in the first year already a height of about 15 feet. It develops into a tall and slim tree with leaves of tremendous size. The surrounding vegetation drives the balsa tree higher and higher, until, at last, he has reached a height leaving all other trees behind, and now the crown of the tree develops with the natural consequence, that it increases in thickness.

The Balsa tree develops flowers in its fifth year of growth, around the middle of the dry season, the sexes being separate, but on the same tree.



A young Balsa tree less than a year old



Cacao loaded on balsa rafts



Balsa rafts used by natives



Balsawood piled in sheds



Part of Esmeraldas one of the largest balsa export centers in Ecuador

The staminate or male flower forms a long calix, of six to eight inches in length, of a pinkish-brown color, which turns later into dark brown, and pollen is developed within 45 days. The pistillate or female flower opens around the time the pollen is ready to be disseminated. Its color is green, therefore almost invisible. This latter fact has lead the natives and many foreigners to believe, that the reddish flower, well to be distinguished from the ground, is the only flower of the tree, which is erroneous, as this red flower contains only the male organs of the tree. After fertilization has taken place, which occurs through wind, insects and small birds, the male flower withers and drops to the ground, whilst the female flower now develops the seed. The seed is enclosed in a long pod of about 8 to 10 inches in length and with a diameter of about an inch and a half. After a period of about two months, the seed has ripened, and the pod, splitting into six equal sections, breaks open and reveals a golden-brown fibre like cotton, light and fluffy, used by the natives to stuff mattresses and pillows. Exposed now to the hot tropical sun, this cotton dries within a few hours, and the wind carries it in small flakes, to which the seed is lightly fastened, over the countryside to find a suitable place for germination. The seed is very small, not unlike mustard seed, about 24,000 of them making a pound.

The balsa tree grows only in the lowlands of the American Tropics up to an altitude of 800 to 1000 metres. It is found in all the countries South of the Rio Grande, from Mexico to Bolivia. For a proper development, the tree needs a light and sandy soil. In clay soil the growth is retarded, and the tree develops a red heart, making it useless for commercial purposes. Although the balsa tree is extremely light, there is an abundance of difference in the grade of hardness and weight. This peculiarity is known to the natives, of course, also, and so they have classified balsa in two groups, macho and hembra, which means male and female. This classification has nothing to do with the sex of the flowers, as might be supposed. The hard and heavy trees are called the males and the soft ones the females. The machos are rejected in many local markets, whilst the hembras are sold often at a premium.

Ochroma grandifolia or Ecuadorian Balsa is known by the following special marks: The tree is taller than usually found in other countries, with a mottled gray bark, also the wood is lighter than ordinarily. The leaves on the mature trees are nearly entire orbicular, about 10 to 15 inches in diameter. On young trees the leaves are lobed and very large, up to 40 inches. The leaves are glabrous above and rufescent beneath. The male flowers, as already mentioned above, are very large, the calix tube up to 7 inches in length, spreading at the end up to four inches in width, hairy inside, the stamens are large and showy. Ecuadorian balsa also is whiter than the wood from other territories, the best grade coming from the provinces of Esmeraldas and Manabi, both of them in the Northwestern part of Ecuador.

Balsawood is extensively used by the natives, especially for making rafts to bring the produce of the interior parts of the country to the ports. In the olden days, and still today in a few places, where balsa is not exported up to now, after making use of the rafts, they were abandoned and left to float into the sea, people not knowing that the raft had many times more commercial value than the other agricultural products brought down on them. But in most parts of Ecuador people are now wide awake as to the value of this tree. In many places, due to cutting the trees before maturity, the natural stands of balsa are on the decline, but now on all lands, that have been used for the so-called three months' crops, and where balsa springs



Balsa boards set up for drying

forth abundantly after the harvest, the young trees are cultivated for future logging. The wood is also used for making canoes, which, of course, do not last very long, especially if left unpainted. All kinds of toys are made by the natives from balsa and offered for sale in all ports to the tourists.

The best export market for balsa is the United States, where more than 90% of all balsa is sold. Other countries that have found use for it are England, France, Germany and Japan.

Balsawood, properly dried, weighs about 6 lbs. per cubic foot, the strength is approximately one-half of that of spruce.

For those of our readers, who are more interested in the properties and particularities of balsawood, I give the following data and information:

Modulus of Rupture (strength in bending) 2100 lbs. per sq. inch

Crushing strength (load parallel to grain) 2150 lbs. per sq. inch

Compressive strength (load perpendicular) 110 yield point

Shearing strength—300 lbs. per sq. inch

Tensile strength—3500 lbs. per sq. inch

The Thermal Conductivity, in comparison with corkboard, is

Balsawood—.31 B.T.U.

Corkboard—.32 B.T.U.

MEGOW BALSA

IS NOW

Color Coded!

WHAT IS COLOR CODING?

Color coding, is a system used in various industries to mark, and identify materials! It denotes grade, or type, so that engineers may specify on blueprints, what steel, or grade of metal, to use for a specific application.

WHY MEGOW BALSA IS COLOR CODED

Model builders are aeronautical engineers in their own right!

To design and build their planes, they must draw detailed plans, and use specific material! Light balsa here, heavier balsa there, and extra hard balsa for stronger members!

Megow's has perfected wonderful new machinery to cut this wood into the required strips and sheets. We have also perfected the Color Code System for Model Engineers!

You may now design your dream model, and have just the right kind of materials, to build it. The ends of the sheets are colored, according to whether they are dead soft, soft, medium, hard or extra hard!

HOW MEGOW BALSA IS COLOR CODED

Careful preparation is evident in the "Color Coding" of Megow balsawood. Here briefly is how it works: Each plank is carefully trimmed to an exact standard length. It is then weighed! By referring to specially prepared wall charts which contain the volume and weight conversion factors, Megow craftsmen quickly and efficiently classify the "color code" of a particular plank. The plank is painted the proper color on both ends, and then is sent through our "mill" for finishing into strips and sheets!

Each sheet of Megow balsawood is therefore distinctively "coded" on both ends according to the color classification tabled below!

YELLOW	ORANGE	RED	GREEN	BLACK
(Dead Soft)	(Soft)	(Medium)	(Hard)	(Extra Hard)
Under 5 Lbs.	5 to 7½ Lbs.	7½ to 12 Lbs.	12 to 15 Lbs.	Over 15 Lbs.

Weights specified are per cubic foot

THE STORY BEHIND MEGOW BALSAWOOD (Continued)

Under heavy machinery, or fragile instruments, balsawood removes sound and vibration.

Compression at 100 lbs. per square inch—8.3%
After 10 minutes rest, returns to .62%
Percentage of noise transmitted through balsawood, at 1000 cycles—4.5%

For commercial purposes, balsawood, or better the balsa tree, must have at least a diameter of 18 inches, which the tree reaches within 5 to 6 years. Trees of over 48 inches in thickness do not render a profitable commercial use any more, due to the large heart or pith. Such trees are already over 10 years old, and at this age the slow decaying process commences, turning the wood ash gray in color, and the tensile strength is greatly diminished.

The balsa tree, as most other soft woods, are subject to the attack of many beetles and other insects. By far the greatest damage is done by the comején (pronounced comayhéng), a species of termites, who make their nests in the root of the tree, destroying the capillarity of the tree with the consequence, that the tree starves to death.

I trust, the foregoing will be found of interest by many of the perusers of our catalog, giving them a more than casual knowledge of the balsa tree, whose wood is used to so large extent in the manufacture of Model Airplanes by

Megow

Otto Eger

Megow's New 24" Balsa



An Important Announcement!

As a result of newly devised production methods, also after careful study of the demands of the model industry and its shipping problems, Megow's have decided to make an important change in the standard lengths available as stock wood. Hereafter all Megow balsa wood will be supplied in 24-inch lengths. It is our sincere belief that in a short time this will meet with complete approval by the majority of dealers and model builders. Gas model balsa will still be available in 60-inch lengths.

Color Coded Balsawood

GRADED BY EXPERTS!
Cut Accurately, and Smoothly Sanded by Special Machinery!

1/64 x 2 x 18	each	3c
1/32 x 2 x 24	each	3c
1/32 x 3 x 24	each	5c
1/32 x 4 x 24	each	10c
1/16 x 1/16 x 24	per 100	33c
1/16 x 1/8 x 24	per 100	66c
1/16 x 1/4 x 24	3 for	2c
1/16 x 1/2 x 24	2 for	3c
1/16 x 1 x 24	each	2c
1/16 x 2 x 24	each	3c
1/16 x 3 x 24	each	5c
1/16 x 4 x 24	each	10c
3/32 x 3/32 x 24	3 for	1c
3/32 x 2 x 24	each	4c
3/32 x 3 x 24	each	7c
1/8 x 1/8 x 24	2 for	1c
1/8 x 3/16 x 24	3 for	2c
1/8 x 1/4 x 24	each	1c
1/8 x 1/2 x 24	each	2c
1/8 x 1 x 24	each	3c
1/8 x 2 x 24	each	6c
1/8 x 3 x 24	each	10c
3/16 x 3/16 x 24	2 for	3c
3/16 x 2 x 24	each	8c
3/16 x 3 x 24	each	9c
1/4 x 1/4 x 24	2 for	3c
1/4 x 1/2 x 24	each	3c
1/4 x 2 x 24	each	10c
1/4 x 3 x 24	each	12c
1/4 x 4 x 24	each	14c
3/8 x 2 x 24	each	10c
1/2 x 1/2 x 24	each	4c
1/2 x 3/4 x 24	each	8c
1/2 x 2 x 24	each	11c
1/2 x 3 x 24	each	15c
1 x 1 x 24	each	14c
2 x 2 x 24	each	24c

PLANK BALSA

1 x 2 x 24	each	20c
1 x 3 x 24	each	24c
1 x 6 x 24	each	40c
1 1/2 x 1 1/2 x 24	each	24c
1 1/2 x 2 x 24	each	24c
1 1/2 x 6 x 24	each	65c
2 x 3 x 24	each	50c
2 x 6 x 24	each	85c
3 x 3 x 24	each	65c
3 x 6 x 24	each	$1.15

PROPELLER BLOCKS

1/2 x 3/8 x 6	each	1c
1/2 x 3/4 x 6	each	2c
1 x 1 1/8 x 7	each	3c
5/8 x 1 x 8	2 for	5c
3/4 x 1 1/4 x 10	each	4c
1 x 1 1/4 x 10	each	7c
1 x 1 1/4 x 12	each	8c
1 1/4 x 1 1/2 x 12	each	9c
1 1/4 x 1 1/2 x 15	each	10c
2 x 2 x 12	each	15c
2 x 2 x 4	each	6c

- MEGOW'S Balsa Wood is sanded smooth on both sides -

MEGOW Model Aircraft Dope



Real Aircraft Dope, specifically tested for Model Aircraft use, is what you get, when you buy Megow Model Aircraft Dope, clear or in colors! Available, at all Megow Hobbycraft stores!



MEGOW'S PIGMENTED DOPES

(Bottles)

Clear Dope		**Stain**
Banana Oil—(Paper Cement)		**Thinner**
Colored Dope:	**Ivory**	
White	**Yellow**	**Red**
Black	**Orange**	**Dark-Blue**
Gray	**Silver**	**Light-Blue**
Light Green	**Dark Green**	**Olive**

Sizes available:

½ oz.	5¢	¼ Pint Can	...25¢
1 oz.	10¢	Half Pt. Can	..35¢
2 oz.	15¢	Pint Can	..... 65¢
		Quart Can	...1.20

WOOD FILLER (Primer)

Available in following sizes only:
½ oz.....5¢ 1 oz.....10¢ 2 oz.....15¢

OPALESCENT DOPE

Here we have those metallic colors you are raving about. Popularly used on present-day automobiles. You can have a distinctly individual color scheme for your model.

1 oz. bottles	15¢
2 oz. bottles	20¢
Half Pint Can	60¢
1 pint can	1.10

Opalescent colors:

Sky Blue	Gray	Aquamarine
Gold	Old Rose	Green



Send 3 cent stamp for our color card!

HOW TO USE MEGOW AIRCRAFT DOPE

You will find Megow colored dopes are very rich in color and of a heavy body. The colors are dense, so that they can be thinned out more than ordinary dopes. In fact, for ordinary model use the dope you receive in the can, can be thinned out to about 50% and still have wonderful coverage. For instance, ivory, used from the can, will cover black in one coat.

The paint should be thoroughly stirred so that all the pigment is in suspension in the body of the paint. If you are going to brush the paint on, use the best brush you can buy. Cheap brushes generally have a tendency to lose bristles, ruining any paint job. In using Megow's dopes, always have a full, wet brush and flow the paint on, letting it level itself out. Avoid brushing and going back over an already painted surface. Before using the dope, thin it out until it flows fairly freely (about 25%-50% thinner). Generally, three coats are enough, allowing at least an hour between coats. Sand lightly with either wet or dry sand paper after each coat has dried.

For spray use, thin out the dope until it sprays freely and evenly. When the entire part or model has been sprayed, return to the starting point and follow up with a second coat. In this manner a smooth finish may be built up with as many coats as desired.

MEGOW Kwik-Dry Cement



An Exclusive Megow Product!

After exhaustive research efforts, in collaboration with professional chemical engineers well versed in model airplane problems; Megow offers you a model aircraft cement, better by far than any cement ever produced for model work.

This new cement introduced by Megow quite some time ago has made many friends!

It can be used not only for fine model work, but equally well on any homecraft problem! Its joints are strong, will not pull apart, and can withstand tension and shearing loads of several hundred pounds per square inch!

Containing many new special ingredients, this new Kwik-Dri Cement naturally costs considerably more to produce. We are passing this on to you however at no increase in prices!

MEGOW'S KWIK-DRI CEMENT

Large Tube	**10c**
Small Tube	**5c**
½ oz. Bottle	**5c**
1 oz. Bottle	**10c**
2 oz. Bottle	**15c**
Half Pint Can	**35c**
Pint Can	**60c**
Quart Can	**1.15**



MEGOW "MOTOR HUM" DEVICE

You can now have a REAL MOTOR SOUND in your model airplane! The Megow "Motor Hum" device is a clever invention that is easily installed and simple in operation!

Complete Set of parts with instructions **10c**



DIE CAST PARTS AND FITTINGS



2 BLADE PROPELLER TYPE ST.

2″	dia.	10¢
2½″	“	10¢
3″	“	15¢
4″	“	20¢
5″	“	25¢
6″	“	30¢
7″	“	40¢



2 BLADE PROPELLER TYPE SP.

2¼″	dia.	10¢
3″	“	20¢
4″	“	30¢
6″	“	50¢



2 BLADE PROPELLER TYPE W.

2″	dia.	10¢
2½″	“	15¢
3″	“	20¢
4″	“	30¢



3 BLADE PROPELLER TYPE ST.

1½″	dia.	10¢
2″	“	15¢
2½″	“	15¢
3″	“	20¢
4″	“	30¢

DIE CAST MOTORS, HOLLOW WITH PROP. BUSHING

1″	dia.	9	cylinder	20¢
1½″	“	9	“	30¢
2″	“	9	“	50¢
1½″	“	3	“	20¢



MOTOR PLATES

⅞″	dia.	for	1″	motor	10¢
1½″	“	“	2″	“	12¢
1¾″	“	“	3″	“	15¢



VICKERS Machine Guns

1¾″	long with mount	pair 14¢
1¾″	long with swivel	ass. 22¢



LEWIS MACHINE GUNS WITH SPECIAL MOUNT

1″	long	5¢
1⅜″	“	15¢
2″	“	20¢



PURSUIT TYPE MACHINE GUNS

¾″	long	Browning	3¢
1½″	“	“	5¢
2″	“	“	10¢
1½″	“	Marlin	5¢
2″	“	“	12¢



SPANDAU TYPE MACHINE GUNS

1⅝″ long.....per pair 10¢

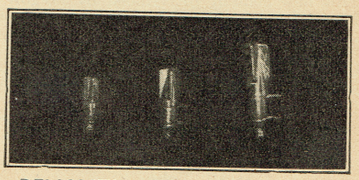

DEMOLITION AIRCRAFT BOMBS WITH SPECIAL MOUNTING

⅞″	long	pair 5¢
1¼″	“	each 10¢
1½″	“	each 12¢



CONTROL HORNS, FOR RUDDER AND STABILIZER, WITH PIN MOUNTING

¼″	long,	set	of	6 20¢
½″	“	“	“	6 25¢



Drag Ring — Open Face — Closed Face

SPUN ALUMINUM COWLS

Dia.			
1″	10	10	10
1½″	15	15	15
2″	18	18	18
2½″	20	20	20
3″	25	25	25

MODEL SUPPLIES AND PARTS



THRUST BEARINGS

Hardwood ..... per dozen 24¢
Metal ..... per dozen 24¢



PROPELLER SHAFTS (dozens)..... 12¢



WASHERS (6 doz. per pkg.)
5/32" dia. ..... 12¢
1/4" dia. ..... 15¢

WIRE No. .016", .020", .024", .047"
12" long (dozen)..... 12¢



PULLEYS for boats or movable controls, each ..... 1¢
HORNS (rudder, elevator, ailerons) each ..... 1¢
MODEL BUILDING PINS
3/4" long—per gross..... 10¢
1/2" long—per gross..... 8¢
T-PINS, per dozen..... 10¢
SANDPAPER, per sheet..... 2¢
BAMBOO.....1/16" x 1/4" x 15" long, 1¢
BAMBOO (Shredded)
1/32" x 1/32" x 12".....2 for 1¢
1/16" x 1/16" x 12".....2 for 1¢
RUBBER BANDS.....6½" 9½" long 1¢



BEGINNER'S HAND BOOK

"A B C's of Model Airplane Building." A beginner's hand book dealing with the fundamental phases of model airplane construction and flying. Also includes the theory of flight. Concise and complete. Price....10¢



ZIP KNIFE

Razor-edge blade securely fastened in a long easy grip handle. Cuts balsa like butter; follows intricate curves easily. Fine for any cutting purpose.
Price each ..... 10¢
Extra blades .....3 for 10¢
In gross lots we will have your name printed free of charge.

MASKING TAPE

This masking tape is 1/4" wide and comes in 36" lengths, wound on a card. Complete instructions and illustrations are included to aid you in painting and striping your models. ..... 5¢

CELLULOID WHEELS

3/4" Black or Red.....pr. 7¢
1" Black, Red.....pr. 8¢
1 3/8" Black, Red.....pr. 10¢
1 7/8" Black, Red.....pr. 18¢
3" Black only.....pr. 35¢
1½" Rubber Tired.....pr. 25¢

WOODEN WHEELS

½" Flat .....each 1¢
3/4" Flat .....each 1¢
1 1/8" Flat .....dozen 24¢
1 1/8" Donut .....six 18¢
5/8" Donut .....dozen 24¢
1 3/8" Flat .....each 4¢
1 3/4" Flat .....each 5¢
2 3/4" Flat .....each 9¢
1 7/8" Donut (Balsa) .....pair 20¢



CELLULOID WHEEL PANTS

Small ..... 15¢
Medium (with stripe)..... 30¢
Large (plain) ..... 30¢



RADIAL MOTORS (CELLULOID)

1½" ..... 15¢
1½" (with cowling)..... 15¢
2" ..... 25¢
3" ..... 35¢
3" (with cowling)..... 35¢

JAPANESE TISSUE

This is the lightest and strongest model airplane tissue obtainable. Will shrink when sprayed to produce a very smooth covering job.
Per sheet (size 20" x 24")..... 5¢

Colors

White(super fine)	Brown
White	Red
Orange	Yellow
Black	Green
Dark Blue	Olive
Light Blue	Silver

2″
2½″
3″
4″
5″
6″
7″

2¼″
3″
4″
6″

2″
2½″
3″
4″

1″
1½″
2″
1½″

⅞″
1½″
1¾″

1¾″
1¾″



AMERICA GERMANY ENG. FR. INSIGNIA (dozens)

¾″ American, French, English... 12¢
1¼″ American, French, English... 12¢
2″ American, French, English... 24¢
1″ German Crosses ..... 12¢

RUBBER LUBRICANT

Developed by M.R.L. this well known rubber lubricant is used by everyone. A few drops spread along your rubber motor will enable you to "pack" hundreds of extra turns into your motor, which will greatly increase the performance and endurance of your model.

1 oz. Bottle ..... 12¢
2 oz. Bottle ..... 20¢

MICROFILM SOLUTION

This transparent, super light covering for indoor models, developed by M.R.L., will add minutes to your indoor time. Do as thousands do and you, too, can be a consistent winner.

1 oz. Bottle ..... 12¢
2 oz. Bottle ..... 20¢



A typical Megow Model

BALL BEARING WASHERS

To derive the utmost efficiency from your motor in a rubber powered model, the friction in the bearing must be cut down. By using a ball bearing washer in place of regular washers, friction is almost entirely eliminated.

Price .....10¢ each; 3 for 25¢

WING STAND



A distinctly different type of base. Gives your model an ultra modern appearance. Each..... 10¢

TURNED PEDESTAL

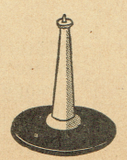

Made from die cast white metal. It makes a very attractive base for any model. Its weight permits mounting of large models.

Unpainted, each ... 20¢



Our Aluminum Tubing Telescopes

ALUMINUM TUBING, PRICE PER FOOT

1/16″	Outside Dia.	.014″	Wall.....	10¢
3/32″	“	“	.013″	“	10¢
1/8″	“	“	.013″	“	10¢
5/32″	“	“	.013″	“	10¢
3/16″	“	“	.013″	“	15¢
1/4″	“	“	.028″	“	15¢
5/16″	“	“	.032″	“	15¢

HARD DRAWN SEAMLESS BRASS TUBING

Outside Diameter	Wall Thickness	Per Foot
1/16″	.014	10¢
1/8″	.032	10¢
3/16″	.032	12¢
1/4″	.025	14¢
5/16″	.025	16¢
3/8″	.020	18¢

CELLULOID

Thickness	5″x5″	5″x10″	10″x10″	10″x20″
.005....	5¢	10¢	15¢	25¢
.010....	10¢	20¢	30¢	50¢
.020....	20¢	40¢	60¢	1.00

RUBBER

1/16″ square per package.. 5 yds. 10¢
1/8″ flat “ “ .. 5 yds. 10¢
3/16″ flat “ “ .. 2½ yds. 10¢

SPOOLS OF RUBBER

1/16″ square $1.00
1/8″ flat 1.25
3/16″ flat 1.50

BIG BARGAIN! ODD SIZED WOOD

Large bundles consisting of good lumber, having slight imperfections, not exactly suitable for production or to be sold in stock sizes. Is excellent for Model work.

Large Bundle, 36″ long $1.00
Small Bundle, 18″ long ..... .50

PAINT BRUSHES

We handle a line of very high grade soft hair brushes, for fine, smooth paint jobs. You can now paint with lacquer or any other quick dying paint without fear of leaving brush marks.

3/32″ Dia. .....No. 3 } Sold as
1/8″ Dia. .....No. 4 } unit
3/16″ Dia. .....No. 6 } 10¢
⅜″ width ..... 10¢
½″ width ..... 15¢
¾″ width ..... 20¢
1″ width ..... 30¢

PAUL O WINA
Finished Propellers



5" Dia.....	9¢	9" Dia.....	25¢
6" "	12¢	10" "	30¢
7" "	15¢	12" "	40¢
8" "	20¢	15" "	50¢

CARVED BALSA PROPELLERS
(True Pitch Machine Cut)

4½" and 6" Dia.....	each	5¢
7" Dia.	"	7¢
8" "	"	8¢
10" "	"	10¢
12" "	"	12¢
16" "	"	20¢

STAMPED METAL PROPELLERS

1" Dia. 2 Blade.....	dozen	12¢
2" " 2 "	"	12¢
2" " 3 "	"	36¢

ORNAMENTAL PROPELLERS

Beautifully varnished, these propellers serve as wonderful souvenirs. They are realistically made and can serve any of the uses listed below:

10" Dia. prop with compass inserted in hub ⅜" laminated 3 ply (gum), may be used as envelope opener, etc..... $0.60

24" Dia. prop with thermometer (gum) 1.95

24" Dia. prop with electric clock mounted in hub (gum or poplar) 6.25

EYELETS OR BUSHINGS

Handy for use as wheel or propeller bushings or for dummy exhaust stacks. Also can be used on ships as ports or hawse lips.

1/16"	dozen	4¢	gross	40¢
3/16"	"	6¢	"	60¢
⅜"	"	15¢		

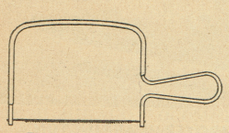

Extra Blades 2c each

COPING SAW
With Blade 10c

For use in roughing out any curved parts for ships and model airplanes.

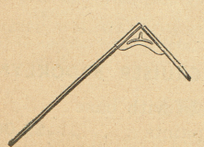

SPRAYER

This sprayer is used to shrink the tissue paper used in model airplane covering.

Special Non-Collapsible Utility Sprayer
Each ..... 5¢

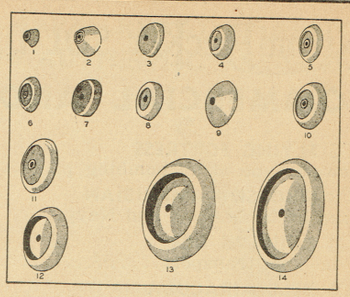

MEGOW'S TURNED COWLS

A popular feature in our flying model kits, are the turned noses. Accurately and smoothly turned from balsa wood, we list them with thickness and diameter. They may readily be used on individual designs.

No.	Size	Price Ea.
1.....	7/16" x ¾"	5¢
2.....	⅞" x 1½"	10¢
3.....	7/16" x 1½"	5¢
4.....	½" x 1⅝"	10¢
5.....	½" x 1½"	10¢
6.....	½" x 1¾"	10¢
7.....	½" x 1¾"	10¢
8.....	½" x 2"	10¢
9.....	¾" x 2¼"	10¢
10.....	¾" x 2¼"	10¢
11.....	⅝" x 2½"	10¢
12.....	¾" x 2⅞"	15¢
13.....	⅞" x 4¾"	25¢
14.....	⅞" x 5⅛"	25¢

REED

Flexible and strong, used for wing tips, rudder and stabilizer outlines. Also adaptable on gas models.

Diameter	3 Foot Lengths
1/16"	2 lengths for 5¢
⅛"	2 lengths for 5¢
3/16"	each 3¢
¼"	each 4¢
5/16"	each 6¢
⅜"	each 8¢

MINIATURE ELECTRIC LIGHTS

For wiring of model airplanes and boats which are to be used for exhibition purposes. A complete set includes a red, green, and white pea lamp already wired together.

Complete Set ..... 85¢

DOWELS

1/16" x 12".....	per doz.	10¢
⅛" x 12".....	" "	10¢
3/16" x 12".....	" "	20¢
¼" x 12".....	" "	20¢
⅛" x 24".....	2 for	5¢
3/16" x 24".....	each	5¢
¼" x 24".....	"	5¢
⅜" x 12".....	per doz.	25¢
⅜" x 24".....		6¢
1" x 24".....		12¢

StromBecKer SOLID MODEL ASSEMBLY KITS

COMMERCIAL AND MILITARY AIRPLANES

SC2 **FLYING FORTRESS**
Newest type army bombing plane.....25c

SC3 **SIKORSKY AMPHIBIAN**
Used by both Army and Navy.....25c

SC4 **DOUGLAS DC4**
A modern transport.....25c

SC5 **BELL AIRACUDA**
For defense against large bombers.....25c

SC6 **YANKEE CLIPPER**
Largest airplane built in America.....25c

SC7 **CURTISS ATTACK A18**
Latest type army attack plane.....25c

SC8 **CONSOLIDATED BOMBER PBY-1**
Newest plane in use by the U. S. Navy...25c

SC9 **LOCKHEED 14 TRANSPORT**
Famous for 'round the world flight.....25c

SC30 **TWA STRATOLINER**
Pride of America's Airways.....25c

SC10 **AIRPLANE STAND**
For realistic mounting of airplane models.10c



SC9 LOCKHEED 14 TRANSPORT



SC2 FLYING FORTRESS

MODERN WARSHIPS

SC16 **BATTLESHIP CALIFORNIA**
Uncle Sam's Mighty Dreadnaught.....25c

SC11 **INDIANAPOLIS CRUISER**
One of the fleet of light cruisers.....25c

SC12 **U. S. BATTLESHIP TEXAS**
This battleship is fitted as Flagship.....25c

SC13 **AIRCRAFT CARRIER YORKTOWN**
One of the U. S. Navy's largest carriers..25c

*SC14 **DESTROYER WARRINGTON**
Protects battleships, aircraft carriers, etc..25c

*SC15 **SUBMARINE NAUTILUS**
An indispensable weapon in our navy.....25c

*SC61 **SUBMARINE NAUTILUS**
Complete with base and paints.....50c

*SC62 **DESTROYER WARRINGTON**
Complete with base and paints.....50c

*All in the same scale 1/32 in. to 1 ft.



SC15 SUBMARINE NAUTILUS



SC62 DESTROYER WARRINGTON



*SC91 **CRUISER BROOKLYN**
Complete with base
and paints $2.00

• WESTERN PINE WOOD • ALL PARTS READY SHAPED • • NO CARVING TOOLS NEEDED • AUTHENTIC DESIGNS •

ARTILLERY



A73 155MM GUN AND CARRIAGE

S*A71 **GUN AND CARRIAGE 155MM**
Complete with paint $1.00

S*A72 **GUN AND CARRIAGE 75MM**
An important light field artillery piece ..... .25

SA73 **GUN AND CARRIAGE 155MM**
One of the main heavy artillery pieces ..... .25

S*A74 **3" ANTI-AIRCRAFT GUN**
Complete with paint ..... .50

* All in the same scale 5/8 in. to 1 ft.

SA74
3" ANTI-AIRCRAFT



HISTORICAL AND MODERN LOCOMOTIVES

RAILROADS ON PARADE

1830C **BEST FRIEND OF CHARLESTON**
First American built locomotive 25c

1831C **DEWITT CLINTON**
First locomotive built in N. Y. state 25c

1837C **WM. GALLOWAY**
First freight locomotive in America 25c

1861C **WM. CROOKS**
Great Northern Railway locomotive 25c

1869C **ROSS WINANS**
B. & O. "Camel-Back" type 25c

1875C **J. W. BOWKER**
Active in Nevada's mining boom 25c



1830C BEST FRIEND OF CHARLESTON



1922L PENNSYLVANIA FREIGHT TRAIN

1831GT **DEWITT CLINTON TRAIN**
First passenger train in state of New York $0.50

1837BT **B. & O. (Lafayette) WM. GALLOWAY**
First freight train in America ..... .50

1922H **MIKADO LOCOMOTIVE**
Many Mikado locomotives in use today .. .50

1831P **DEWITT CLINTON**
Complete with paints, roadbed, ties, and rails 1.00

1837P **WM. GALLOWAY**
Complete with paints, roadbed, ties, and rails 1.00

1937 **ROCK ISLAND ROCKET**
One of America's newest streamliners complete with paints and printed panels 1.00

1937A **S. P. DAYLIGHT**
The featured streamliner of the Southern Pacific complete with paints and side panels 1.00

1922L **PENNSYLVANIA FREIGHT TRAIN**
Complete with paints and side panels ... 1.00

1929 **GREAT NORTHERN ARTICULATED LOCOMOTIVE**
Used for passenger and freight service.., 1.00

STROMBECKER MODEL SAMPLER No. 605

A fast moving assortment of year 'round sellers. Consists of 24 different 25c and 50c kits. 45 items in all with a total retail value of..... **$12.00**

A **FREE** colorful 3-color display stand with assembled locomotive, ship, or airplane model included in each sampler assortment.

SELF SELLING STAMP BOARDS

The "Silent Salesman" is designed especially for dealers who desire an effective method of displaying Postage Stamps for fast selling with the least effort. These Silent Salesmen boards supply a great variety of the least expensive but fastest selling sets and packets.

Give them adequate display and they will sell themselves, for one and all they represent good values. All are neatly packaged, stamps may be clearly seen, and envelopes are plainly printed with number of stamps, Country and price.



7 DIFFERENT BOARDS

		Retails
#1 Board,	20-10c pkts.	$2.00
#2 "	30-10c pkts.	3.00
#3 "	30-10c U. S. pkts.	3.00
#7 "	39-5c pkts.	1.95
#8 "	51-5c pkts.	2.55
#9 "	51-10c pkts.	5.10
#14 "	15-10c special deal	1.00

Dealers send for illustrated lists and prices

PLASTICO ROK

THE NEW HYDRO-PLASTIC



The last word in adaptable plastic material . . . already to use . . . streamlining all the advantages for every known modeler and arts and crafts purposes, dries quick, "hard as a rock", without cracking, adheres like glue to anything, even glass and metal, mould it, carve it, sand it, forming wonderful permanent color base for any kind of paint, lacquer, varnish, or shellac for wavy, rough or polished surface. Available in true brilliant opaque colors, red, green, blue, yellow, brown, orange, white, black, light or dark oak. Packed in tubes and cans. Standard Tube **25c**, Jumbo Tube **35c**, 1 Lb. Cans **65c**.

STAMP HINGES



Made of very thin but strong and transparent paper. Gummed with non-curling, "peelable," tasteless glue. Dennison Hinges possess a high degree of uniformity, which is essential for use on valuable stamps. Will not block or stick together. Hold stamps in place securely but will not injure them when they are removed from the album. Per package 10c



PLASTIC WOOD

. . . for model-making

. . . for home repairs

Plastic Wood handles like putty; hardens into real wood. It's waterproof, weatherproof, greaseproof.

TUBE 10c

AMERICAN JUNIOR

Ready-to-Fly AIRCRAFT



Low Wing—X-P PURSUIT

Zooms from the ground, flies 500 feet and "comes in" like the real ship. Has 5 exclusive American Junior features, all-balsa construction, authentic Army markings. Colorfully boxed with spare rubber motor 35c



A-J HORNET

Takes off ground, climbs to 100-ft. ceiling, flies 500 feet. Has 18-in. wing span, patented A-J self-aligning sleeve bearing, automatic flight stability. High speed, 42 M. P. H. 25c



A-J COAST GUARD PATROL

U. S. Coast Guard model glider. Has dummy engine of duralumin and 3-bladed prop that revolves in flight. All-balsa construction, 3-color Coast Guard markings and New Flight Control 10c



A-J BOMBER

A 12¼-in. cambered wing all-balsa glider. Will do 19 different stunts and soar like a gull in a thermal 5c

If you want quick-flying action and plenty of thrills, get yourself an American Junior plane. All American Juniors have cambered wings and many other exclusive patented features which make them the champions of all ready-to-fly models. Every American Junior can be flown less than 60 seconds after you remove it from the box. Made and guaranteed to fly by America's largest manufacturer of Ready-to-Fly model airplanes.



Sensational New
A-J INTERCEPTOR

The hit of the year! Shoots up like a rocket and soars like an albatross. Just fold wings back, flip into the air for 200 feet and wing snaps automatically into gliding position. Will soar ½ mile or more in rising air currents. Marked in 3 colors like latest U. S. Army fighter. Colorfully packed complete with launching stick and powerful rubber 25c



Ball Bearings, Flies ⅕ Mile
A-J PURSUIT

The champion A-J flyer. Zooms from ground to 300-ft. altitude, flies 1/5 mile and circles to a perfect landing. True-pitch propeller runs on ball bearings. Has pat. self-aligning thrust mounting, automatic stability, 19¼-in. cambered aerofoil wing, 3-color markings. High speed, 48 M. P. H. Colorfully packed, ready to fly...50c

NEW AMERICAN JUNIOR FIREBALL that U-CONTROL from the GROUND



Complete Patent Protection.

U-CONTROL

Model Aviation's Newest Thrill

Tune up the motor—and take off for the most thrilling flight of your life! A slight turn of your wrist—up go the elevators *and your ship* in a beautiful climb. Now a power dive—then level off. Pull the motor control to slow down—a slight pull brings plane to a 3-point landing with motor idling—release motor control and it zooms from the ground under full power! When you are ready, cut the motor and in she comes to a perfect landing.

Fly Anywhere . . . Anytime

Think what this means! Now you can fly right at home in your yard or a vacant lot. You can fly in the daytime or after dusk, in windy weather or calm because you are the pilot—U-CONTROL your plane every second!

RACING . . . A New Power Model Sport

U-CONTROL makes it possible to hold real speed races—an entirely new sport for gas models. MPH can be recorded and computed down to fractions of 1/100th! Complete tables and instructions for speed computations are included.

STUNTS . . . Loops

You can loop the A-J Fireball with ease—you can make it power dive (wings engineered to 9 G's)—you can ground strafe or make perfect landings and takeoffs at will. These are but a few of the thrills you can have with the A-J Fireball that U-CONTROL!

In response to popular demand, this sleek gas powered A-J Fireball is now available in an assembly set—complete with the marvelous new U-CONTROL!

Ready to Fly in 6 Hours

Designed for "B" motors, the A-J Fireball is sturdily constructed to withstand terrific punishment. *All parts come ready-cut to shape. All-balsa fuselage is completely carved* and specially designed in two halves for added strength and easy access to motor and batteries (which nest in a special compartment). Hardwood mounts for metal parts are built into fuselage. Wing span 36 inches. Wing is built of sheet balsa over high speed ribs. No silk or paper. No doping required.

Due to semi-finished form, plane can be made ready for flight in less than 6 hours. All-balsa surfaces can be beautifully finished in glossy enamel. All materials complete except for liquids.



Complete Assembly Set

LESS MOTOR

$7.50

"Who's Who"

ORGANIZATIONS BEHIND THE GREAT MODEL AIRPLANE HOBBY MOVEMENT!!

MODEL INDUSTRY ASSOCIATION

Organized in July 1940, this association has made great strides in its first few months. Membership is open to every one in the model industry including manufacturers, distributors, jobbers and dealers in hobbycrafts and supplies. For application blank and full information write:

**Franklin Butler, Secretary,
Model Industry Association,
307 N. Michigan Ave., Chicago**

ACADEMY OF MODEL AERONAUTICS

A National association of all model builders! The Academy is a division of the NAA and regulates all model competitions! Fly under an Academy License!! For details write:

**Academy of Model Aeronautics,
Willard Hotel,
Washington, D. C.**

AIR YOUTH OF AMERICA

A national organization serving the interests of youth in aviation, under the sponsorship of such notable figures as Winthrop Rockefeller, Thos. H. Beck, Wm. R. Enyart and others. All clubs and schools who wish to develop junior aviation activities are invited to participate in the air youth program. Write to:

**Air Youth of America,
30 Rockefeller Plaza.**

"TRAVELLING AIR SHOW"

The Franklin Institute Air Show complete in every detail, just as it has been given before Philadelphia audiences is now available for road showings. See—ultra high speed motion pictures of birds in flight, what man has learned about flight from birds. See—flying models—weight carriers, endurance fliers, speed and acrobatic planes; you see them fly—their action and development, explained. See—methods of flight—demonstrated by models—lighter than air—balloons—flapping wings—ornithopter—gliding and soaring—fixed wings, rotating wings—and many other amazing things. For information, club groups are invited to write:

**Dept. of Public Relations,
Franklin Institute,
Benjamin Franklin Parkway
at 20th St.,
Philadelphia, Pa.**



← **Atlantic Clipper and Wright Brothers' plane featured in Franklin Institute Show**

"YOUTH TAKES TO WINGS"

A Brand New Motion Picture!! Based on the Travelling Air Show of the Franklin Institute of the State of Pennsylvania, Philadelphia, Pa., and authorized by the Air Youth of America! This motion picture vividly portrays the development of flight and is just the thing for clubs, classes and groups studying aviation. You can get this film for your own club showing! Write to:

**Bray Pictures Corporation,
729 Seventh Ave.,
New York City**



MEGOW TROPHY

Awarded annually at the National Model Airplane Contest to the "Best Club." This trophy was won by Akron in 1938, Kresge in 1939, and Detroit in 1940. Your club may be the next winner! For details write to:

**The Academy of Model Aeronautics,
Williard Hotel, Washington, D. C.**

ONLY

95¢

WHAT A VALUE !!



46 *inch wing span*

KIT No
E-21
less wheels
and liquid
and
propeller



Aero Champ

GAS POWER MODEL AIRPLANE

For Class "A" Competition

Just think of it!—For less than "ONE BUCK" you can now build your own gas model! It is a big gas model too. . . . almost four feet in wing spread. . . . Very easy to build, it employs the latest type Megow construction features. . . . Full sized plans, with detailed step by step perspective drawings making this model ultra easy to build. Its flying characteristics are sensational!



SPECIFICATIONS

Wing Span .....46 Inches
Wing Area .....254 Square Inches
Length Overall .....26⅜ Inches
Fuselage Cross Section ..10 Square Inches
Weight Complete .....16 ounces
Power—Recommended: Megow "199" motor

What fun!—From top to bottom we illustrate in movie strip fashion the flight of an "Aero Champ". 1. "Cranking" her up! 2. Off she goes. 3. Nice flight "isn't it"? 4. Oh . . . oh, she's flying away and is very, very high. 5. Oh well . . . 95 cents is all right, but we hate like "heck" to lose that Megow "199" motor!

Class A "Soaring Eagle"



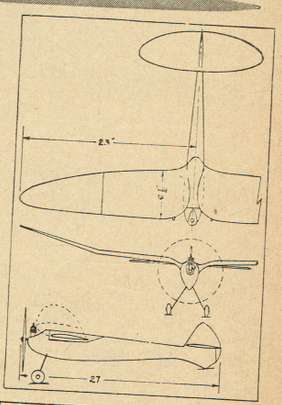

WINNER OF 1939 QUAKER CITY CONTEST, PHILADELPHIA.

Fellows! You have been waiting for a good Class A design for a long, long time!

At last! Megow's presents to you the marvel of all models, the "Class A Soaring Eagle"!

It is a fine little ship, carefully engineered to give the same flying characteristics you have noticed in the larger Class B and Class C Eagles! Nothing has been sacrificed.

Also with this model you get the same kit completeness as in the larger kits. Meets all N.A.A. rules and it is already a contest winner!

SPECIFICATIONS

Class A Soaring Eagle

Wing Span .....46 in.
Actual Wing Area...225 sq. in.
Projected Wing Area.220 sq. in.
Fuselage Length .....26 in.
Fuselage Cross Section
Required ..... 6¾ sq. in.
Actual ..... 7¾ sq. in.
Stabilizer Area .....76 sq. in.
Aspect Ratio .....9 to 1
Wing Loading...9 oz. per sq. ft.
Wing Section....Eggert Special
Flying Wgt.....14 to 16 oz. complete
Power Plant....Any motor under .20 cu. in. displacement

Complete Kit

$2.95 less power plant

Kit No. E20



Ed Osterling admires Walt Eggerts Class "A" model, winner of first place, Quaker City Contest, Phila., Sept. 9, 1939.



A three-quarter rear view of the Class "A" Soaring Eagle, shows off the very appealing lines of the model

Class B "Soaring Eagle"



This is the finest Class "B" gas model, yet designed! It is ideal for those builders who prefer a medium size job, not so small, yet not too large! It flies exceptionally well and will get the "gravy" at any meet.

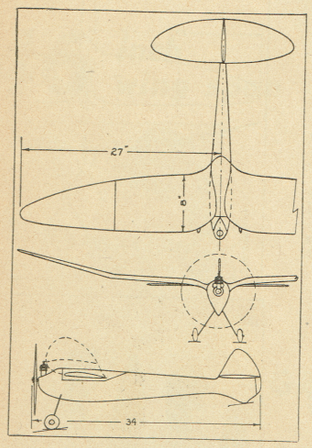

Just look at the fine clean lines of this superb new model! Study the specifications! Compare it with any other Class B ships. It cannot be surpassed!

This model has everything! Good sound aerodynamic design, sturdy structural design, and absolute kit completeness. We need say no more, the photo of the kit on page 3, tells you it's own thousand words!

SPECIFICATIONS

Wing Span .....54 in.
Actual Wing Area..300 sq. in.
Projected Wing Area....291 sq. in.
Fuselage Length.....33 in.
Fuselage Cross Section
Required .....10⅞ sq. in.
Actual .....11 sq. in.
Stabilizer Area.....94 sq. in.
Wing Aspect Ratio.....16
Wing Loading.8 oz. per sq. ft.
Wing Section..Eggert Special
Flying Wgt.....17 to 19 oz. complete
Power Plant....any motor between .20 cu. in. and .33 cu. in. displacement.



Complete Kit

$3.95 less power plant

Kit No. E19

LIKE REAL AIRPLANES!

Class C "Soaring Eagle"



HERE IT IS! The ship that is taking the country by storm! Long before we produced the kit for this job, no less than thirty-six different builders liked this revolutionary new design so much, that they built ships for themselves, just like it! We can assure you that the kit you get, has incorporated in it, all the little kinks and ideas discovered in these ships, and that the design has been thoroughly proven.

Build one like it and be the Champion in your neighborhood!

FEATURING: 1. Rigid motor mount insures permanent thrust alignment. **2.** Easily accessible ignition unit. Batteries, coil, condenser and wiring fully exposed for inspection by removal of one piece wing and center section. **3.** Mid position of mounting wing in fuselage, removes all tendency toward looping, due to center of drag being lowered to the thrust line. **4.** Shock-proof wing and tail. Method of mounting supporting surfaces allows them to fly off undamaged in a collision. Wing and tail are quickly detachable for ease of transportation. **5.** Kit complete with finished propeller and streamlined puncture proof rubber wheels. **6.** New type monocoque fuselage construction insures true alignment of fuselage and can be made in much less time than the standard form of construction. **7.** Eagle "decals" (Planefilm) included with each kit. **8.** Model does not hang on its propeller, but climbs at a steep angle without sacrifice of forward speed. **9.** Balance boxes, front and rear, to attain balance and eliminate the necessity of moving ignition unit. **10.** Model designed to catch thermals and soar after motor has cut.

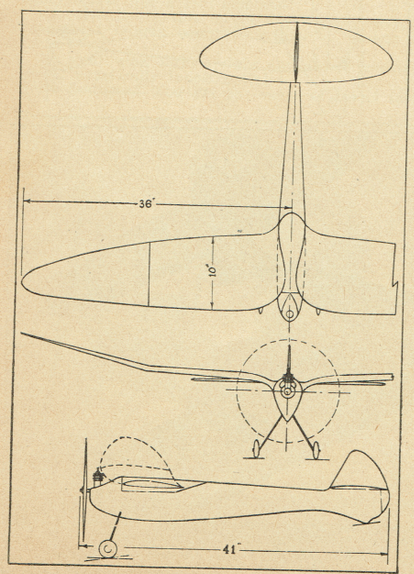

SPECIFICATIONS

Wing Span	6 ft.
Wing Area	550 sq. in.
Wing Loading (per sq. ft.)	8.3 oz.
Aspect Ratio	9 to 1
Dihedral	7 in.
Stabilizer Area	162 sq. in.
Weight Complete	31 to 33 oz.
Climb	2000 ft. per min.
Overall Length	40½ in.
Fuselage Cross Section	17.7 sq. in.
Moment Arm	30 in.
Rudder Area	50 sq. in.
Overall Height	15½ in.
Stabilizer Span	26⅜ in.
Power	⅞ in. bore (average)
Wheels	2½ in. dia.

Complete Kit

$4.95 less power plant

Kit No. E18

FREE! A Rite Pitch Propeller is given free with this kit!



The Commander

CLASS "C" GAS MODEL

The "Commander" is designed by Megow's primarily as a high performance contest job that can be easily built! Every detail of construction and every part of its design is planned with that end in view!

Notice the pleasing clean lines of this ship! Here is a model that is admired on the field, wherever it makes its appearance. Time and time again it has won "beauty" contests, as well as endurance events!

Our kit contains the usual Megow completeness! Full size plans, with illustrated step by step instructions help to make absolutely clear the revolutionary new construction methods used!

FEATURES: 1. Ready Carved Leading Edges, an exclusive Megow feature! 2. Revolutionary new type monocoque fuselage! 3. Universally applicable motor mounting. 4. Wing of strongest construction yet designed! 5. Special wing mounting allows wing to fly off in collisions. 6. Realistic Cabin. 7. Simplified wing construction. 8. Extremely flat glide. 9. Batteries and Coil easily accessible!

Complete Kit less power plant

$4.95

Kit No. E16

SPECIFICATIONS—Commander Gas Model

Wing Span	6 ft.
Wing Area	570 sq. in.
Wing Loading per sq. ft.	10.6 oz.
Aspect Ratio	9 to 1
Dihedral	4½ in.
Wing Section	Clark Y
Overall Length	42⅛ in.
Fuse. Cross Section	27 sq. in.
Moment Arm	27.75 in.
Rudder Area	55½ sq. in.
Overall Height	14¼ in.
Stabilizer Span	29⅞ in.
Stabilizer Area	167 sq. in.
Weight complete with Brown Jr.	2 lbs., 10 oz.
Power	⅞ in. bore
Wheels	3½ in. Dia. Special

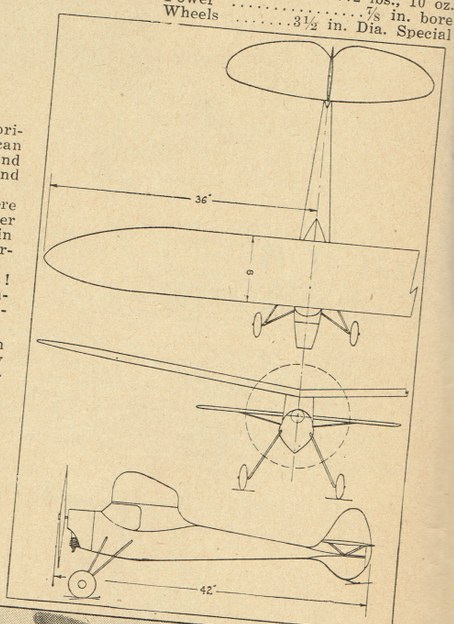



LEARN THE TRUE PRINCIPLES

The Cadet

CLASS "B" GAS MODEL



Build this model in 3 Evenings!

1. Assemble all parts easily and quickly, first evening.
2. Install your engine and ignition system 2nd evening.
3. Finish and paint your model, third evening.

SPECIFICATIONS
"Cadet" Gas Model

Wingspan	51½"
Wing Area	276 sq. in.
Overall Length	27⅞"
Wing Loading sq. ft.	10.2 oz.
Fuse. Cross Sect.	12 sq. in.
Dihedral	3"
Aspect Ratio	9.6 to 1
Power	⅝" bore
Weight complete with Ohlsson "23" motor	19.5 oz.
Stabilizer Span	18⅞"
Stabilizer Area	72½ sq. in.
Rudder Area	24½ sq. in.
Wing Section	Clark Y
Overall Height	9⅝"
Moment Arm	18½"
Wheels	2½" Dia. Special

SPECIAL

$3.95

Complete Kit less power plant

Kit No. E-17

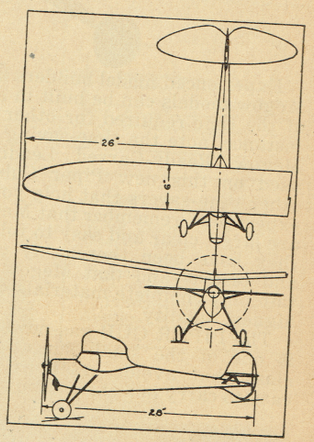

Here is the "little brother" to the larger "Commander" model! This "ship" has the same features and characteristics found in the larger job and is one of the few small Class "B" designs that "looks" like a real airplane!

Construction of this model is extremely easy, in fact, we have reports of fellows completing this job in less than 12 working hours!

Its small size, light weight and sturdy construction make this model practically indestructible!

Its features? You get the same as found in the larger ship!



OF POWERED FLIGHT!

Gas-Powered!
PIPER CUB
CLASS "B" MODEL



For 5/8" bore engines
Scale—1 1/2" to 1'

Experienced model builders know that Megow models can be built in a fraction of the time required for other kits. For instance, note the time-saving exclusive Megow Ready-Carved Leading Edge used on this new Piper Cub! Among other time-savers that help you produce expert jobs, remember that Megow plans are large, clear and easy to follow—that they have been thoroughly engineered and tested—and that Megow kits contain only complete materials of the very highest quality.

The PIPER CUB gas-powered model, is one of the small size, light-weight class that avoids crackups and is so easy to carry in a car and put into flight.



FEATURES

EXACT SCALE—Model, duplicates, the real "CUB" in every respect. Design has been carefully engineered for PRACTICAL FLYING and LONG LIFE. SMALL WING SPREAD and LIGHT WEIGHT make this model practically CRACK-UP PROOF!—ONE PIECE WING, fully cantilever, designed to fly off undamaged in collision, EASILY DETACHABLE—CARVED PROPELLER ready to sand and use. ALUMINUM COWLING, die stamped to proper patterns. SHOCK ABSORBING LANDING GEAR with SPECIAL RUBBER WHEELS. This kit contains EVERYTHING! Balsa and Bass Wood, Liquids, Wire, Bolts, Screws, Full Sized Plans, SPECIALLY DEVELOPED FINISHED LEADING and TRAILING EDGES and SPECIAL INSIGNIA!

SPECIFICATIONS

Wing Span	52¾"
Chord	8"
Overall Length	33½"
Weight Complete (Average)	22 oz.

Kit No. E 15

$3.95

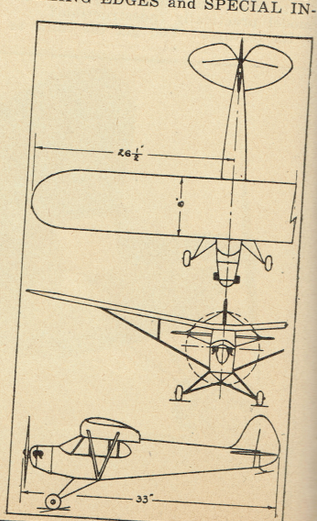

Plans approved by
PIPER AIRCRAFT CORPORATION
LOCK HAVEN, PA., U.S.A.



The latest and best in construction ideas, and the most practical in size. Features new ready-shaped Leading and Trailing Edge. Scale spacing of struts and ribs in wings and fuselage. Wingspan 52¾".

FLY A PIPER CUB SEAPLANE

"Cardinal"

CLASS "B" GAS POWERED MODEL





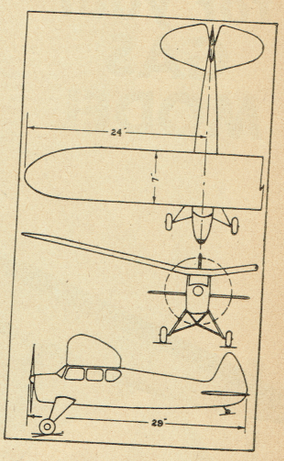

Designed by

The Pioneer Gas Model Builder

Maxwell B. Bassett

This amazing Megow model has been designed by Maxwell Bassett, National Champion and widely-known builder of world's record gas-powered model airplanes. Small . . . easy to build, transport and fly . . . and sensationally low in price, every-one can now have his own gas-powered model.

SPECIFICATIONS

Wing Span .....48"
Overall Length ...29½"
Chord ..... 7"
Weight Complete (Average) ...19½ oz.
Power—any Motor Approx. ⅝" bore or less

FEATURING: SMALL WING SPREAD and LIGHT WEIGHT, which makes this model CRACKUP PROOF, since landing shock impacts are lessened. DETACHABLE WING readily removable. ADJUSTABLE RUDDER with positive control. FINISHED PROPELLER ready to install. ALUMINUM COWLINGS—specially die stamped to exact shape. SPECIAL CUT OUT window outlines. SHOCK ABSORBING LANDING gear with SPECIAL RUBBER WHEELS—long life and puncture proof!

This Kit contains EVERYTHING! Balsa and Bass Wood, Liquids, Wire, Bolts, Screws, Full Size Plans and Shaped Leading and Trailing Edges.

PLANS personally drawn and checked by MAXWELL B. BASSETT!



COMPLETE KIT

$3.95

less power plant

For ⅝" bore engines

Kit No. E 14

FLOATS for your GAS MODEL



Commander Gas Model equipped with Megow Y4 pontoons

1½ in. Scale Size

These floats have been scientifically designed for model use, from information supplied by the Edo Aircraft Corporation. The floats can be easily and quickly built if the plan is adhered to and when finished the complete assembly will weigh about 4.18 oz. Length over all is 19½ inches and the displacement is sufficient to support any model weighing between 1 and 2 pounds. They are light, yet strong enough to withstand the shocks encountered in a ground landing.

Kit No. Y5 **Complete Kit 50c**

2¼ in. Scale Size

These floats have proven to be as well adapted to gas models as have the smaller 1½" scale size. The large floats embody the same form of construction and the complete assembly weighs about 7.75 oz. Length over all is 28½ inches and they displace enough water to support any model weighing between 3 and 4 pounds.

Kit No. Y4 **Complete Kit $1.00**



"Cadet" Gas Model equipped with Megow Y5 pontoons

POWER!

IS WHAT YOU GET!

Plus:

1. **Super Lightweight!**
2. **Compactness**
3. **Simplicity**
4. **Easy Running!**
5. **Long Life!**



MEGOW "199" MOTOR *For Class "A" Competi*

ONLY

$12.50 Complete
Ready to run.

SPECIFICATIONS AND FEATURES:

Displacement	.199 cubic inch
Bore	5/8"
Stroke	5/8"
R. P. M. Maximum	10,000
Weight	3½ ounces

CYLINDER. Turned from solid chrome Cadmium Vanadium steel, honed and lapped to .0001", Cadmium plated.
PISTON. Machined and precision ground from special centrifugal cast iron.
TIMER. Fully enclosed, with special fulcrum type arm and auxiliary spring. Points finest ground and polished tungsten.
CRANKCASE. Special Aluminum alloy. Permanently sealed. Extra long special high speed bronze bearing.
GAS TANK. Transparent, nonbreakable and non-inflammable, with special utility fuel cap.

GUARANTEE

Each Megow "199" motor has enclosed with it a certificate, guaranteeing it for 60 days from date of purchase against defective materials or workmanship. All motors are test run before leaving factory.

Win that Contest!

As a modelbuilder and contestant no doubt, you have tried all engines, large and small. But!—you never had a Class "A" engine that quite "filled your bill"!

The new "199" is a custom made motor, designed to meet your specifications.

It has the maximum displacement allowable under Class "A" rules. It is compact, and will go nicely into any model you may design. It is light in weight, and as simple in construction as it was possible for us to make it. Numerous complicated moving parts have been kept down to an efficient minimum. You will have no trouble maintaining this superbly engineered motor at its maximum operating efficiency.

See this motor at your Megow dealer—today!

MEGOW





GOSH!! WOW!!

Here is the World's Latest Wonder!

A real gasoline motor no bigger than your thumb!—The Megow "199" Motor is the delight and pride of all who own one!—A dynamic little power plant, that packs more "wallop" for its size and weight than any other motor!

Ask your dealer to show you this Latest of Marvels. Study its features! Boy! . . . you'll be amazed at its perfection.

SPECIFICATIONS

BORE —	5/8"
STROKE —	5/8"
DISPLACEMENT —	.199
STATIC THRUST —	28 OZ.
PROPELLER —	9" DIA. — 4" PITCH
WEIGHT —	3 OZ.
R.P.M. —	2000 TO 10000

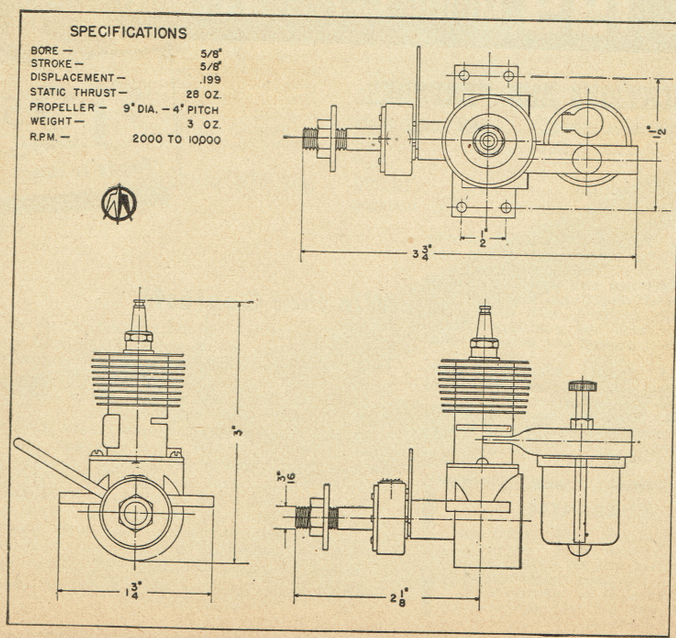

Three-view outline drawing (Exact half size)

LATEST GASOLINE MOTORS



The BEST Class A Motor *that you can get, is the*

MEGOW "199" !!

(See PAGE 55)

Yessir!—Before you can reach a decision—in selecting, one of the many fine motors shown on this, and following pages, study PAGE 55 of this catalog!

Price $12.50

"O.K." MOTORS



"O.K." SPECIAL 1/5 H. P.

Displacement .604

"O.K." Special motors represent one of the best dollar values on the market. Cylinder is of one piece steel construction with walls finished by grinding and lapping. Piston is hardened steel, ground and individually fitted to the cylinder. Crankshaft has hardened bearing surfaces. Connecting rod is drop forged from steel and hardened. Piston pin is hollow drilled, hardened and lapped. Motor furnished complete with coil, condenser and spark plug.

$12.50

Raceway $15.00



"O.K." Standard

Displacement .604

"O.K." Standard motors have all the improved features found in the Special model plus being equipped with a cylinder having head fins in addition to the radial fins. Motor furnished complete with coil, condenser and spark plug.

$16.50

Raceway $18.00



"O.K." DE LUXE

Displacement .616

"O. K." DeLuxe motors are identical with the Standard models with the added feature of a one piece hardened crankshaft and being fully set up on a test skid ready to run. Motor furnished complete with coil, condenser and spark plug.

$19.50

Raceway $21.00



"O.K." TWIN

Displacement 1.2

Two cylinder opposed type . . . Bore and stroke .900 x .950 . . . Displacement: 1.2 cubic inches . . . 800 to 10,000 r.p.m. 5,000 with 18" high pitch propeller . . . Half horsepower . . . Equipped with a ball bearing to take thrust and radial load . . . Radial mounting . . . Width overall 7¾" . . . Weight with gas tank 22 ounces . . . Champion plug and custom-made coil.

$35.00

–[New "OK" 49]–



12.50

with coil, condenser & exhaust stack

SPECIFICATIONS

High speed, high performance type
Bore and Stroke .900 x .775
Displacement .493 c. i.—H. P. 1/5
Weight 6¾ oz. with coil, cond. 11¼ oz.
Bakelite, translucent gasoline tank
One piece ground and lapped cylinder
Hardened crankshaft and piston

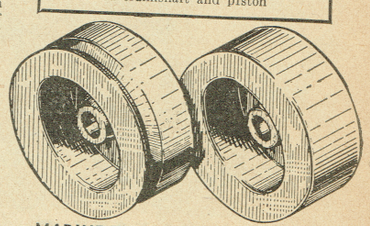

MARINE TYPE
Grooved
Dia. 2⅜
Weight 8½ oz.
$1.50

RACEWAY TYPE
Not Grooved
Dia. 2⅜
Weight 10 oz.
$1.50

FLYWHEELS

All flywheels machined from steel and fully balanced. Designed with maximum weight in rim. To fit all 10 c.c. motors.

NEW 1941 "SYNCRO PC-2" Motor Kit

$4.95



SPECIFICATIONS

Bore 13/16"
Stroke 9/16"
R.P.M. 700 to 15000
Weight 5 Oz.
Displacement .292
H.P. 1/6
May Be Inverted
Class B AMA Rules

Complete with Spark Plug

BETTER THAN EVER AND YOU BUILD IT!

WHEN YOU GET ALL THE FEATURES OF A HIGH PRICED MOTOR, AND MORE TOO, IN A MOTOR AT THE LOWEST PRICE, you had better buy a SyncrO PC 2 Motor Kit.

PC 2 embodies practically all the fine, tested and proven features of the famous SyncroO B-30. The kit is simplified and easy to assemble. All vital moving parts have been machined, match-fitted and assembled at the factory assuring you of a resultant complete motor that will give satisfaction and all the performance expected from motors that sell at three times the price. If you are considering a motor you can not afford to miss this opportunity as this is truly the one motor where you get your money's worth.



OHLSSON "60" Custom

1/3 HP

The OHLSSON "60 Custom" is the finest miniature motor obtainable at any price. The bore is 15/16" and the stroke 7/8" with a displacement of .60 Cubic Inches. The crankshaft rotates in a friction free long wearing ROLLER BEARING and against a BALL BEARING thrust. The "60 Custom" is eligible for Class "C" competition and in actual flying tests has outperformed every other motor of comparable displacement. It will give six and seven foot models the climbing performance that one would expect in a Class "B" model. Upright or Inverted $21.50

MEGOW



The FORSTER "29"

.297 Inch, 1/5 H.P., "B" Class

New in design, outstanding in speed and power! The newest type rotary valve gives it a higher volumetric efficiency, the crankshaft is fully counterbalanced, hardened and ground, the hardened steel piston is individually lapped to the closest limits. The timer is fully enclosed, the timing cam is hardened. The piston pin is hardened and ground, full floating, with new "snap lock" retainers. A new exclusive "clutch" propeller lock postively prevents the prop from being thrown. Streamlined in design, precision built, light weight and easy starting, it represents the newest and latest in a quality B class motor.

Complete with Aero Spark Coil and Condenser, only $16.75



OHLSSON "19"

The Dual Purpose Motor for Class "A" & Class "B"

1/6 HP

Built to the very limit of the Class "A" displacement rules with .199 Cubic Inches, it will not only give a good account of itself in the smallest field but will step out of its class to provide real competition for the Class "B" models. It is identical to the "23" except in the displacement which has been reduced .031 Cubic Inches.
Complete $14.50

FORSTER MOTORS



Model "B" Forster



Super "B" Forster



Super "C" Forster

Forster Motors, due to their modern design embodying piston rings, run on a much cleaner gas-oil ratio than other motors. A fuel mixture of 10 to 1 of oil is ample. This burns cleaner, spark plug lasts longer, motor starts easier and develops more power.

Every motor is assembled, tested nd run at factory, guaranteed to be in first class running order. It is made to perform before it is shipped!

SPECIFICATIONS

Model "B" Motor
Bore .....1 3/16"
Stroke .....1 1/16"
Displacement .....997 cu. in.
Power .....1/3 H.P. plus
Complete with Spark Coil, Condenser, Spark Plug and Gas Tank $17.75

Model "BB" Motor
With Ball Bearing Crankshaft.
Same specifications as Model "B" with addition of ball ball bearing crankshaft to reduce friction, resulting in an even greater power output $19.50

Model "B" Super
With new "Speed Control" Carburetor.
Same specifications as Model "B"
Develops ½ H. P. at 6000 R.P.M. $20.75

Model "BB" Super
Model "BB" motor with "Speed Control" Carburetor $22.50

Model "Super C"
For race cars and speed boats, disp. 14.5 cc.
Bore .....1"; Stroke.....1 1/8"
Equipped with "Speed Control" Carburetor, double end crankshaft, increased port area, and higher compression piston! Complete!
Model "C-Super" aircooled, $25.50
Model "CW-Super" watercooled $27.00



Class "B" .23 cu. in. displacement

A rugged little motor by which all model builders swear!

Only 3 9/16" high but packed with more power, speed and stamina than any other motor for its size on the market!

$16.50

SPECIFICATIONS

Bore and stroke.....5/8" x 1 1/16"
Displacement .....23 cubic in.
H. P. rating.....1/7 at 6500 R.P.M.
Bare engine wgt. .....4 oz.
Flying wgt. .....9 oz. with penlite batteries
Operates equally well upright or inverted.
Complete unit with coil and condenser.
Fully pre-tested and guaranteed.....$16.50

Here's WHY YOU'LL WANT

The Mighty ATOM

Certified weight 1¾ oz.



Develops Highest Power-to-Weight Ratio!

$15.50

COMPLETE with spark plug, coil & condenser.



MAIN BEARING: Special alloy steel. Lapped to match individual crankshaft. Insures perfect compression seal.

HUBSHAFT: Positively eliminates expensive replacements of broken crankshafts.

ATOMatic TIMER: Minimizes engine load. Same hot spark at all speeds. Does NOT ride the cam! Consumes less current.

CARBUR-ATOM: Die cast integral with crankcase. 1 throttle control. Perfect scavenging at all speeds.

Displacement .097 Cu. in. Will power models up to 32 ozs.

Only
$7.95



New SyncrO B-30

HEAD OF THE B CLASS

B-30

Bore 13/16"
R.P.M. 700 to 15,000
Displacement .292
May be inverted

Stroke 9/16"
Weight 5½ oz.
H.P. ¼-⅓
Class B-AMA Rules

Here is the result of years of experience and planning, plus continuous engineering, research, tests and trials. The result is a motor beyond compare. *Nothing like it at any price.*

Truly the B-30 is TOPS. Everything that has ever caused trouble on other engines has been studied and replaced on this model with the best and latest engineering development science can devise. For instance, the new timer eliminates troubles caused by dirt, oil and grime, improperly spaced or pitted points. The timer on SyncrO B-30 has no points. It is self-cleaning, fool-proof, self-adjusting and self-compensating for wear. Timer lever is conveniently located for finger tip control and you can depend upon a hot electric spark at each revolution over the full range of motor speed. There is *no drag* in the motor as in the obsolete cam and rocker type timers. Tests have proven it will outlast *any* timing device on the market today.

Positive-Set control on the carburetor. No need to adjust and re-adjust in order to tune the motor for performance. Adjust it once for maximum performance and it stays "put". Vibration, landing shocks, or a careless touch will not disturb its micrometer-like accuracy. *No need to burn your fingers.* Note the position of the adjustment on the illustration.

The moulded aluminum alloy cylinder accomplishes many things. It dissipates heat more quickly. It enables the motor to run at higher temperatures and greater speeds. The relative expansion of both piston and cylinder is equal. Higher speeds can be reached and held consistently. Wearing qualities are far greater than either cast iron or steel.

The alloy used, is a "test and trial" proven metal and recognized as such in the entire field of metallurgy.

With such a revolutionary timer, positive carburetor and forced feed oil system, 3 piston rings for maximum compression seal and longer life, plus speed, plus power, plus easy starting, plus light weight, the Syncro B-30 is truly a PLUS value in miniature gasoline motors.

No Other Motor At Any Price Has All These Features

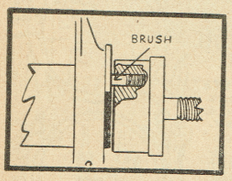

TIMER—The new b-30 does not have contact points. Its revolutionary new design embraces a simple commutator timing mechanism using brush contact. Oil, dirt and grime will not affect its operation. It has continuous, automatic and equal contact pressure. Absolutely free from drag. No gaps to set, no points to file. **This new feature alone assures quick starting.**

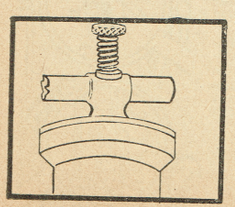

POSITIVE-SET CARBURETION—By an ingenious coil spring locking device, it is possible to set accurately and permanently, the carburetor adjustment so that maximum results are obtained. Vibration, landing shocks or any other cause will not change this adjustment. It's there to stay. No ratchets or cogs are used to cause trouble.

CYLINDER—The SyncrO b-30 cylinder is really different. Cylinder and manifolds are moulded in one unit. The material is a special aluminum alloy which will wear much longer than either cast-iron or steel. The b-30 is the only miniature motor made in this simple, trouble-free manner.

PISTON RINGS—The piston rings in the b-30 are positively the newest development used in any motor. These new rings are narrower and stronger and will wear longer. The larger bore and short stroke of the b-30 makes for smoother, steadier and faster operation. The greatest amount of power ever packed in a B class engine.

FORCED FEED LUBRICATION—Another SyncrO triumph. No more worries about oil-starved bearings. The crankcase pressure forces the oil through the shaft and lubricates the entire bearing. Forced feed lubrication plus an over-sized crankshaft bearing assures you of long wear and perfect alignment.

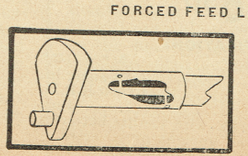

Three-view outline drawing (Exact half size)

X-ACTO refill blade KNIVES for MODEL BUILDERS



1 2 51 52 5

SHARP—Keen as a surgeon's scalpel.
STURDY—All metal construction built to last.
CONVENIENT—A twist of the metal collar holds blade securely in a vise-like check. A new sharp blade can be inserted instantly. No regrinding necessary.
ECONOMICAL—A modern professional tool at a low cost.

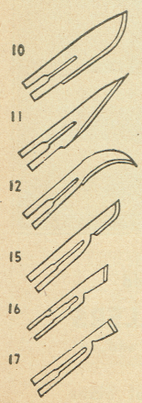

No. 1—	X-Acto Knife with one blade	$0.50
No. 2—	X-Acto Knife with one blade	.50
No. 5—	X-Acto heavy duty Knife with two blades	1.00
No. 51—	X-Acto set thin handle and six ass't blades	1.00
No. 52—	X-Acto set heavy handle and six ass't blades	1.00
No. 62—	X-Acto double set with 12 blades	2.00
Extra blades thirteen styles as illustrated.		
Assorted or one style per package of five blades		.50



No. 62 X-Acto double set with 12 blades

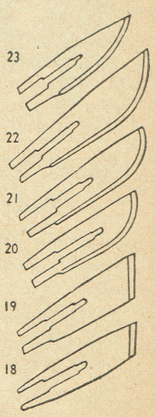

DEALERS: WRITE for details
FREE display cabinet deal

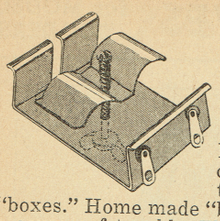

NEW BATTERY HOLDERS

Efficient and L ght! You simply cannot do without these battery "boxes." Home made "boxes" are always a source of trouble. These battery holders are all metal (dural) and will securely hold your batteries with perfect contact!

Three Sizes Available

For "Penlites" ..... 40¢ ea.
For Medium Size Cells .... 40¢ ea.
For Standard Flashlight Cells 50¢ ea.



GASOLINE FUNNEL

A new type made of brass and nickelplated enables you to fuel even the most inacessible tanks!
Each .....35¢

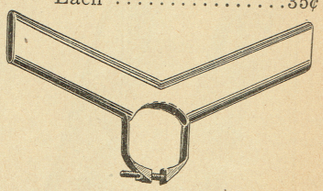

NEW EXHAUST

New type efficient exhaust fits almost all ⅞" bore motors, bright nickel finish!
Each $1.50

Just Out! "WIZ" Gas Model Propellers

H re is a **BRAND NEW** line of **PROPELLERS** that are good. They are carved by production methods that guarantee consistent and correct pitch. Watch these "WIZard props" make your models **WHIZ** through the air!

Megow's are exclusive distributors for "Rite-Pitch" and "WIZ" propellers!

9", 10", 11", 12", 13" and 14"
Complete Range of Sizes
25c Each



Presenting the NEW 1940 SKY CHIEF

Block Tested and Absolutely Guaranteed to Run!

The SKY CHIEF comes packed in a handsome, durable, life-time display box. Each motor comes equipped with coil and condenser ready for immediate operation. Each SKY CHIEF is BLOCK-TESTED and guaranteed to give maximum performance. Motors are equipped with transparent fuel tank, timer, coil and condenser ready to give every hobbyist a life-time of fun.

$6.95

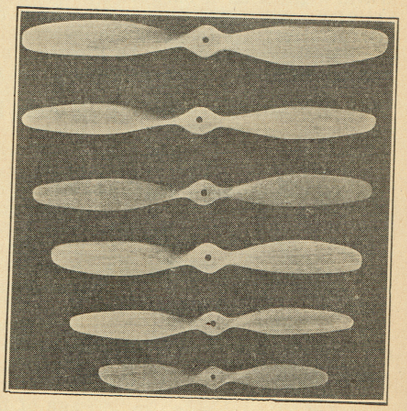

Megow Approved
"DG" PROPELLERS
9", 10", 11", 12", 13" and 14"

Complete Range of Sizes
15c Each

"RITE-PITCH"
GAS MODEL PROPELLERS

SCIENTIFICALLY DESIGNED — **PERFECTLY BALANCED**

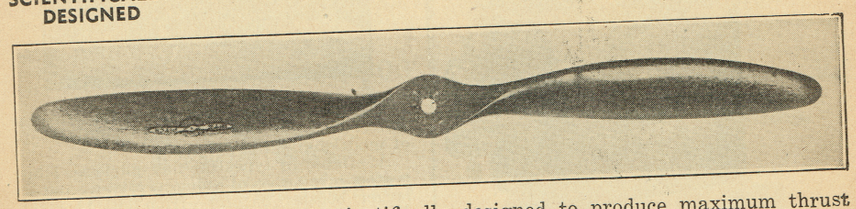

"Rite-Pitch" propellers are scientifically designed to produce maximum thrust horsepower; they are light enough to break, yet heavy enough to get finest performance from your motor. These propellers are semi-automatically manufactured by our own specially designed machines, are the correct weight for your specified motor, and are all perfectly balanced. We **GUARANTEE** you will have best results and a smoother running motor with "Rite-Pitch" propellers.

NEW LOW PRICES

DIAMETER In Inches	HARDWOOD Lacquer Finish
9	.30
10	.30
11	.30
12	.35
13	.35
14	.35
15	.45
16	.45
18	.75

Rite Pitch Propellers Are made in 4", 6", and 8" Pitch

9, 10, or 11 inch propellers are made in 6 or 8 inch pitch only. All other propellers are available in 6, 8, 10 or 12 inch pitch.

"ASK THE FELLOWS WHO USE THEM"

—— Order yours now and have your name in the winners' circle at every contest ——

In case your dealer does not yet stock these fast selling propellers, write, giving your dealer's name and address.

TABLE FOR SELECTING DIAMETER AND PITCH OF PROPELLER

FIRST FIGURE INDICATES DIAMETER, SECOND FIGURE PITCH OF PROPELLER.

ENGINE \ WEIGHT	1.0	1.5	2.0	2.5	3.0	3.5	4.0	4.5	5.0	5.5	6.0	6.5	7 AND OVER
BROWN		13 12	14 10	14 10	14 8	14 8	14 8	14 8	14 8	14 8	14 6	14 6	15 6
BANTAM	9 8	9 8	10 8	10 6	10 6	10 6	11 6	11 6	11 6				
BRAT	9 8	9 8	9 8	9 6	9 6	9 6	10 6	10 6					
CYCLONE "BABY"		13 10	13 8	13 8	13 8	13 8	13 8	13 8	12 10	12 10	12 8	13 6	13 6
DENNYMITE		13 12	13 10	13 10	13 10	13 8	13 8	13 8	13 8	13 8	13 8	13 6	14 6
ELF	10 8	10 8	10 6	10 6	10 6	11 6	11 6						
FORSTER			16 12	16 12	16 12	16 10	16 10	16 10	16 10	16 10	16 10	16 10	18 8
GWIN AERO		12 12	12 10	12 10	12 8	12 8	13 8	12 8	12 8	12 6	13 6	13 6	13 6
ATWOOD HI-SPEED	12 8	12 8	12 8	12 8	12 8	12 8	12 6	12 6	12 6	12 6	12 6		
HUSKY	10 8	10 8	10 8	10 6	10 6	11 6	11 6	11 6	11 6	11 6			
MADEWELL MITE	11 8	11 8	11 8	11 8	11 6	11 6	11 6	11 6	12 6				
M&M		12 8	12 8	12 8	11 8	11 8	11 8	11 8	11 8	11 8			
OHLSSON GOLD SEAL		13 10	13 10	13 8	13 8	13 8	13 8	13 8	13 8	13 8	13 6	13 6	14 6
OHLSSON "23"	11 8	11 8	11 8	11 8	11 8	11 8	11 8	11 6	11 6	11 6	11 6		
HERKIMER O-K		13 12	14 10	14 10	14 8	14 8	14 8	14 8	14 8	14 8	14 6	14 6	15 6
PEE-WEE	9 8	10 8	10 8	10 6	10 6	10 6	10 6						
SYNCRO "ACE"		13 10	13 10	13 10	13 10	13 8	13 8	13 8	13 8	13 8	13 8	13 6	14 6
SYNCRO "BEE"	9 8	9 8	9 6	9 6	10 6	10 6							
TROJAN	10 8	10 8	10 8	10 8	10 6	10 6	11 6	11 6	11 6	11 6			

...while PJ-949 fitted body ½" long

Plug .....
Jack .....

...W'S ARE EXCLUSIVE DISTRIBUTORS For "Rite-Pitch" Propellers!

LIGHT, STURDY DEPENDABLE FLIGHT TIMERS



This timer is made mostly of dural and weighs only one ounce. It can be adjusted for flights from 0 to 55 seconds. The snap action, silver contact pointed switch makes sure of positive contact when in operation. There are no delicate parts to get out of order; consequently this timer is rugged and vibration proof. By mounting the timer inside and allowing the control arm to project through a slot in the model a very compact installation is obtained. Winding is accomplished by pulling the control arm back to the desired position.

$1.95

The standard timer is made just like our feather-weight timer except that it weighs two ounces. The same number of parts are present; the difference in weight is caused by the use of steel, in most cases, instead of dural. It can be adjusted for flights from 0 to 55 seconds.

$1.50

SILKSPAN

TRADE MARK APPLIED FOR

The new **American** covering tissue made by patented process and designed especially to meet the needs of model aeronautics. It has been treated by special methods so that water **can not** dissolve it. When wet it is like silk.

STRONG—is much stronger than other covering papers of the same weight.

INSOLUBLE—Not weakened by water and will not pull apart in shrinking.

EASY TO APPLY—Can be used wet or dry, especially good on curves.

MADE IN U. S. A.

Red, White, Blue, Yellow, Orange
"Silkspan GM" for gas powered planes
Sheets 24" x 36"—3 for 25c

"Silkspan 00" for rubber powered planes
Sheets 19½" x 24½"—3c each

Special Ignition Batteries



Light weight, long life, hot spark Burgess Batteries meet the exacting requirements of model builders.

Available in types for any purpose. Illustrated are several plug-in types and a larger booster battery—from left to right, Nos. 4Z2PI, 2Z2PI, 3A2, booster 4F2H, F2PI, and B2. Plugs furnished free.

No.	Type	Voltage	Width	Depth	Height	Weight	Price
4Z2PI	Plug-in	3	1 1/16	1 1/16	4 11/16	5 oz.	$.70
2Z2PI	Plug-in	3	1 1/16	1 1/16	2 13/32	2 3/8 oz.	.50
3A2	Plug-in	3	1 15/32	1 13/32	2 5/8	5 1/2 oz.	.60
4F2H	Spring Clip	3	3 13/16	2 5/8	5 7/8	2 3/4 lbs.	.75
F2PI	Plug-in	3	2 29/32	1 13/32	4 3/8	13 oz.	.45
B2	Plug-in	3	1 1/16	27/32	2 25/32	2 3/8 oz.	.30
2Z2SC	Spring Clip	3	1 1/16	1 1/16	3 3/8	2 1/2 oz.	.50
4Z2SC	Spring Clip	3	1 1/16	1 1/16	5 3/4	4 2/3 oz.	.70
4Z3SC	Spring Clip	4 1/2	1 1/16	1 1/16	7 1/16	7 oz.	1.30
No. 2	Standard cell	1 1/2		1 1/16	2 1/16	3 1/4 oz.	.10
Z	Penlight cell	1 1/2		9/16	1 7/8	1 oz.	.05
Z2	Penlight batt.	3		9/16	3 7/8	2 oz.	.10

BUY THE BEST—BUY BURGESS!

GENERAL POWERFUL! FEATHERWEIGHT! ECONOMICAL!

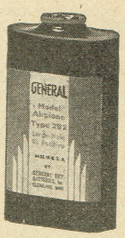

The new 2B2 Contest Ignition Battery has been added to give the lightest battery for heaviest service.

Win contests with dependable Generals—the best that money can buy!

Battery		Weight	Price
General	2B2....	3 oz.	.25
General	4A2....	4 oz.	.50
General	6A2....	6 oz.	.75
General	2L2....	22 oz.	.60

FLIGHT TIMER

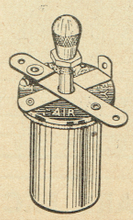

"Time-Air"

Lightest, most compact timer. Has stop catch and release for easy operation when starting motor. Weighs ⅝ oz. Controllable from 5 to 50 seconds.

!", 13" and 14"

ange of Sizes

Each



AUSTIN FLIGHT TIMER

Accurate and reliable
Wgt. 5/8 oz.

Adjustable duration up to 5 min. if desired. New type, improved air valve makes possible easier more accurate setting for 20 or 30 second motor runs. All moving parts completely enclosed. Fully guaranteed against defective parts or workmanship. New low price **$1.00**

AUSTIN GAS MODEL ACCESSORIES



EXHAUST STACKS for BROWN JR. or MIGHTY MIDGET

Made of polished dural tubing, 5" long. Light and Strong 60c



EXHAUST STACKS for OHLSSON "19", "23" and BANTAM

Good looking 2" extension that clamps onto original stack. No holes to drill. Cannot vibrate loose. Wt. 1/10 oz. 35c



SPARK PLUG WRENCHES

Come in four sizes. Large, for Champion V. Medium for Brown, Hurleman, Blue Crown, and Clipper plugs. Small for Champion V-2. Extra small for V-3..25c ea.

FUEL PUMP CAN

The cleanest and fastest way of refueling your motor is with one of these handy half-pint pump cans. Keeps the gas free of dirt. Holds enough fuel for a whole day's flying. Leakproof 60c



BANANA PLUGS AND JACKS

These small plug and jack connectors are ideally suited for purposes requiring one item to be readily removable from another. The No. PL-470 plug is made with heavy wedge-spring contacts for firmly holding it in the No. PJ-949 jack. No. PL-470 has a 7/16" shank threaded 6-32 to make it readily attachable while PJ-949 fits in a ¼" hole and has a threaded body ½" long.

PL470 Plug 8c
PJ949 Jack 8c



NEW AERO SPARK COILS

THE FEATHERWEIGHT

Lightest spark coil made! Universally used by most Class A gas model flyers. Weight 1½ oz. $2.25

"SUPER"

Requires no boosters! Weight 2¼ ounces. Will easily operate on two penlite cells $2.25



NEW SYNCRO SUPERLITE COIL

The new SyncrO Super-lite Coil is standard equipment for the new revolutionary B-30 motor. It is an extremely light weight, high efficiency coil, equipped with a two-terminal high-tension lead and fahnstock connectors and enclosed in a glossy Bakelite case $1.75

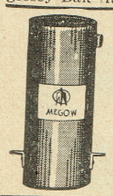

MEGOW COIL

Especially designed and built for the NEW MEGOW "199" motor! Exceptionally light and efficient for class A model work! **$1.00**

PEE-WEE SPRING CLIPS



These clips prove themselves more handy than any other type. Simply attach them to your booster wires on the battery. Price each 5c

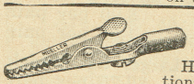

ALLIGATOR CLIPS

Handy for quick connections in narrow places! Can be used in same way as PEE-WEE clips. You should have both on hand! Price each 5c

STANDARD SYNCRO ROCKET WHEELS



Real race type rubber tires moulded onto wheel castings — do not pull off at high speeds, longest wearing tires yet developed. Rear wheels equipped with OILITE bearings.

No. 4020 Standard finish, $2.75 per set—75c each
No. 4020 Chrome finish, $3.75 per set—$1.00 ea.



MEGOW Gas Model Wheels

Newly Developed!

Sponge Rubber! Lighter and better than air wheels! Do not puncture!

Developed specifically for gas model use. These wheels have certain advantages not found in pneumatic air wheels. Made of special sponge rubber, they eliminate the bothersome punctures, and deflation attending the air wheels.

Special Low Prices
Per Pair

3½" Dia. .....55¢
2½" Dia. .....45¢

Megow Approved MODEL WHEELS



M & M Wheels

FOR GAS MODELS—
Light weight for models up to 2 lbs.

2⅝" Dia. .....$.90 per pair
3¼" Dia. .....1.50 per pair

Super Heavy Duty for Larger Gas Models

3½" Dia. .....$2.75 per pair
4½" Dia. .....2.75 per pair
6" Dia. .....4.50 per pair

M & M Wheels
FOR RUBBER POWERED MODELS
Shipped in special container with valve tube

Diameter 1¼"; 1⅜"; 1½"; 1⅝"
50c per pair

Diameter 1¾"; 1⅞"; 2"; 2⅛"
2¼"; 2⅜"; 2½"; 2⅝"
60c per pair

INFLATION PUMP For Trexler Balloon Wheels **20¢**



Trexler Balloon Wheels

Has a patented tube for inflation. Finest rubber, and is factory tested.

For Rubber Power Models

No. 1 inflates 1¼" to 1⅜" per pair $.40
No. 2 inflates 1½" to 1⅝" ..... .40
No. 3 inflates 1¾" to 1⅞" ..... .50
No. 4 inflates 2" to 2⅛" ..... .50
No. 5 inflates 2¼" to 2⅜" ..... .60
No. 6 inflates 2½" to 2⅝" ..... .60

Gas Model Wheels

No. 8G inflates to 2¾" $1.00
No. 9G inflates to 3" 1.25
No. 10G inflates to 3½" 1.50
No. 11G inflates to 4½" 1.75

"VOIT" Streamlined GAS MODEL WHEELS



Heavy duty, can be inflated and deflated through new type valve. Strong aluminum hub will fit ⅛" axle.

Per Pair

2½" Dia., $1.25
3½" Dia., 1.50
4½" Dia., 1.75

GAS MODEL IGNITION EQUIPMENT

SPARK PLUGS—*Actual Size*



CHAMPION V
3/8" x 24 Thread

Of one piece construction. Embodies many new features. Gives all around top performance .....50¢



CHAMPION V-2
1/4" Thread Size

The only plug developed exclusively for "Midget" motors. A worthy addition to the Champion line ....50¢



CHAMPION V-3

A smaller lighter spark plug for "super" small bore motors. Same thread as V-2 .....50¢

HIGH TENSION LEAD 15c

Finest stranded cable with high tension insulation and phosphorus bronze clips. Lacquered.



IGNITION COIL

A new, very light and highly efficient 3-volt coil; weighs only 1¾ oz., solder terminals, bakelite case, standard equipment.....75¢

"SMITH" GAS MODEL IGNITION COIL

Weight—2¼ ounces. Moulded extra strength bakelite case. Clip terminals on primary and renewable high tension lead in case of injury or oil soaking into insulation. Liberal length of lacquered high tension lead furnished and is finely stranded to prevent breaking due to excessive vibration. Operates on flashlight cells and no booster is required if wiring and plug are in good shape $2.50

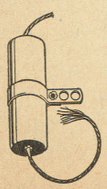

IGNITION CONDENSER

Made for gas models especially. Flexible stranded connections. Tubular aluminum case. Side bracket for mount.

Price each .....25¢



GAS MODEL IGNITION COIL $1.50

Weight—3½ ounces. This coil throws the hottest and longest spark of any on the market today. It operates on three volts, using standard flashlight cells. Liberal free ends of wire are attached, ready for installation in your model.

MIDGET TIP JACKS

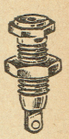

Two of these jacks are required on a gas model. Only a small portion will protrude from the fuselage. To boost the current for starting your motor, plug in two leads from an outside source. You can run your motor until it is warmed up, then detach the plugs.

Price each ..... 10¢

ELECTRICAL CONTACTS



Tungsten Points for your breaker system. Diameter 1/8". Set consisting of one rivet type and one screw type with nuts.

Set ..... 40¢

SOLDERLESS PLUGS



Very easily attached, merely by loosening, inserting the wire and tightening again. They plug into our tip jacks very easily and certainly are efficient.

Price each ..... 10¢

REGULAR PLUGS



Are just as effective as the solderless plug except that they must be soldered to the ends of the wires.

Price each ..... 5¢

TOGGLE SWITCH

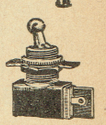

This is the most efficient type switch obtainable. Small, light weight, with a positive on-off movement.

Price each ..... 39¢



SPECIAL HOOKUP WIRE

Finely stranded and moisture proof —6 ft. .....25¢

SHEET ALUMINUM (Half Hard)

Thickness	Price 6"x12"	Price 12"x12"
.010"	17¢	30¢
.016"	19¢	35¢
.020"	22¢	40¢
.050" Hard 17st	65¢	$1.20

SHEET BRASS (Half Hard)

Thickness	Price 6"x6"	Price 6"x12"
.005"	10¢	18¢
.016"	22¢	40¢
.032"	34¢	65¢

ALUMINUM RIVETS

Dia. Length	Dozen
1/16" x 3/32"	5¢
1/16" x 1/8"	5¢
1/16" x 3/16"	5¢
3/32" x 1/8"	5¢
3/32" x 1/4"	5¢
1/8" x 3/16"	5¢

BOLTS and NUTS

Diameter	Length	Dozen
1/16"	3—48 7/8"	12¢
3/32"	4—40 1 3/8"	15¢
1/8"	6—32 1 1/2"	20¢

LOCK WASHERS

Bolt or Screw Dia.	Dozen
1/16"	7¢
3/32"	7¢
1/8"	7¢

AIRCRAFT PLYWOOD (Birch)

Thickness	Size 5"x10"	Size 9"x10"
3/64"—3 ply	20¢	30¢
1/16"—3 ply	18¢	27¢
3/32"—3 ply	18¢	27¢
1/8"—3 ply	20¢	30¢

MUSIC WIRE

High grade real music wire for use on gas model landing gears. Smaller diameters are used for guys, wing yokes, etc. Comes in straight lengths. 50" wire is bent in half except when ordered with 60" wood.

1/8" Dia. (.125) x 50"	25¢
1/8" Dia. (.125) x 30"	15¢
3/32" Dia. (.093) x 50"	15¢
3/64" Dia. (046) x 36"	5¢
1/16" Dia. (.062) x 28"	5¢

53S ALUMINUM ANGLE

Available in 36" Lengths

Size of Legs	Thickness	12" Length
1/2"x1/2"	1/16"	15¢
3/4"x3/4"	1/16"	20¢
1"x1"	1/16"	25¢

HARD BRASS ANGLE

Available in 36" Lengths

Size of Legs	Thickness	12" Length
1/4"x1/4"	.045	18¢
3/8"x3/8"	.045	22¢



STREAMLINED TUBING

Our streamlined metal tubing is very effectively used as structural members in gas model landing gears, wing cabane struts, etc. A special use, is in the mounting of motors above the wing in experimental jobs. Lengths from 6" to 36".

	Brass	Dural
1/4" per foot	23¢	32¢
5/16" per foot	25¢	36¢
3/8" per foot	28¢	42¢
7/16" per foot	33¢	48¢
9/16" per foot	35¢	52¢



EYE DROPPERS

Gas model flights are often gauged by the eye dropper method, when short test flights are desired. A simple but effective method! Anyway, it is also the best way to fuel your motor, especially if the gas tank is inaccessible.

Price each ..... 5¢

WOOD SCREWS

Length	Doz.	Gross
1/4" #0	5¢	55¢
3/8" #0	5¢	55¢
1/2" #1	8¢	60¢
5/8" #2	9¢	95¢





PEE-WEE SPRING CLIPS

These clips prove themselves more handy than any other type. Simply attach them to your booster wires on the battery. Price each 5¢



SPRING CLIP



A



B

LUGS

SPRING CLIPS AND LUGS

These spring (Fahnstock) clips are the smallest clips obtainable. They are handy for quick dismantling of connections. The lugs are soldered to wires which connect to screws, etc.

Spring Clips .....3 for 5¢
Lugs Type A .....6 for 5¢
Lugs Type B .....6 for 5¢

SPECIAL COLLARS

Simplest means of retaining gas wheels, material-brass.
O.D. 1/4", Length 3/16".
Shaft Hole 1/8".
Price with set screw 10¢.



GAS MODEL SILK

The lightest and finest silk obtainable. Will shrink to form a drum tight surface. Sold in widths of 36 inches, any length desired.

Light Grade..Per Yard..... 60¢
Heavy Grade..Per Yard..... 90¢

BAMBOO PAPER

The most widely used covering material for gas models. Is tough and durable. Will shrink when sprayed with water, and take dope with excellent results.

24"x36" sheet

White ..... 8¢
Red, Yellow, Blue and Green..... 10¢

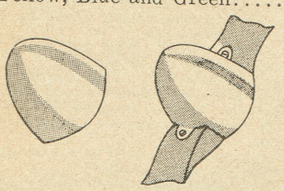

PROPELLER SPINNERS (Spun Aluminum)

Spun from heavy aluminum, this spinner makes a very attractive accessory for your gas model. It is attached by screws to the propeller after the hub nut on the prop has been tightened. We furnish the hub as shown in first illustration. It can be altered to fit any propeller, and is excellent on scale models.

Size	Price
½" Dia. x ½" long.....	15¢
¾" Dia. x ¾" long.....	20¢
1" Dia. x 1" long.....	25¢
1½" Dia. x 1½" long.....	30¢
1¾" Dia. x 1¾" long.....	35¢

SOLID DURAL SPINNERS

Threaded to fit on propeller shafts.

¾" Dia. x ¾" long..... 25¢
1" Dia. x 1" long..... 30¢



SPUN ALUMINUM COWLS FOR GAS MODELS (Polished)

Open Face only

4¾" Dia. ....$ .75
5" Dia. 1.00
5½" Dia. 1.15
6" Dia. 1.30
6½" Dia. 1.50

Gas Model Engine Oil

For safe and sure lubrication of a brand new motor, we recommend this oil. Ratio of gas to oil depends on condition of motor, and restriction as specified by motor manufacturer. A pint of this oil will be sufficient for about two and a half quarts of fuel, and is the reasonable amount to keep on hand.

Pint Can #70 SAE..... 30¢

BALSA FOR GAS MODELS

In 60 inch Lengths

Our stock of wood has been increased to provide 60" lengths of wood in the following sizes. All wood is especially selected for gas models and is of uniform size and quality.

⅛" x ⅛" x 60"	2¢
3/16" x 3/16"	3¢
¼" x ¼"	5¢
3/32" x ¼"	3¢
⅛" x ¼"	3¢
⅛" x ½"	5¢
⅛" x 1"	8¢
⅛" x 2"	11¢
3/16" x ¼"	4¢
3/16" x ½"	5¢
3/16" x 1"	7¢
¼" x ⅜"	6¢
¼" x ⅝"	6¢
¼" x 1"	9¢
¼" x 2"	15¢
⅜" x ⅜"	6¢
⅜" x ⅝"	9¢
½" x ½"	8¢
½" x ¾"	12¢
⅝" x ⅝"	12¢
¾" x ¾"	15¢
1" x 1"	23¢
5/16" x 1"	11¢
5/16" x 2"	6¢
5/16" x 3"	10¢



MEGOW "MOTOR HUM" DEVICE

You can now have a REAL MOTOR SOUND in your model airplane! The Megow "Motor Hum" device is a clever invention that is easily installed and simple in operation!

Complete Set of parts with instructions **10c**

TURNBUCKLES (Brass)



For use in tightening guy wires on tails, etc.

Take up	Dia.	Length of Body	Extended	Each
½"	3/16"	½"	1"	20¢
⅝"	⅛"	21/32"	1⅜"	25¢
1¼"	3/16"	1⅜"	2 13/16"	30¢

AT BACK OF THIS CATALOG!

PLANEFILM!



PLANEFILM—IT'S MAGIC!

Planefilm was first introduced to the model world about a year ago as a revolutionary new model airplane covering!

It is recommended by us, for any model up to four foot wing spread. Models larger than this may be very easily covered, at the builders own discretion!

We particularly recommend this covering for exhibition scale model work! Planefilm covered models are marvels to look at and positively cannot be surpassed in any way! You must see PLANEFILM COVERED MODELS to appreciate their beauty!

FEATURES OF PLANEFILM

1. At least 50% lighter in weight than other coverings. Why? You use no glue or dope finishes!
2. Tough, Elastic—and very very glossy!
3. Planefilm stretches itself drumlike, smooth over any framework!
4. No Seams visible! Will not tear! But if pierced, repairs are invisible!
5. Impervious to water, oil or gasoline!
6. Scientifically manufactured on micrometer machinery! Assures absolute even distribution of weight throughout your entire model covering!
7. Planefilm comes attached to a backing sheet! Therefore is easily handled!
8. Speed of application unbelievable!
9. Appearance of a Planefilm covered model must be seen to be appreciated! Send a self addressed envelope to Megow's for special folder and sample on Planefilm!

SIZES

9″ x 12″ Sheet	18¢
12″ x 12″ Sheet	23¢
12″ x 18″ Sheet	32¢
18″ x 18″ Sheet	45¢
18″ x 36″ Sheet	80¢
36″ x 36″ Sheet	$1.50

Available in any length—36″ wide..$1.50 per yard

PLANEFILM SOLVENT

½ ounce...5¢ 1 ounce...10¢ 2 ounces...15¢

In ordering Planefilm be sure to order correct amount of solvent. Sheets up to 12″ x 12″ require—½ oz. up to 18″ x 36″; 1 oz. and per yard 2 oz. This is more than ample.

COLORS

RED		WHITE
BLUE	CLEAR	BLACK
SILVER	GREEN	YELLOW

A model covered with PLANEFILM must be seen to really be appreciated!



PLANEFILM COVERED!

This is an unretouched photograph, and we must point out that a black and white photo does not do this beautiful job justice! Nevertheless upon close examination you will notice, the mirror-like smoothness of the covering; the sharp details of the striping. In fact if the model were in front of you, you would spend hours just admiring it. This model is Megow's Piper Cub equipped with scale floats. See page 10.

PLANEFILM— *the Magic Material!*



SYNCRO "ROCKET" RACE CAR KIT

A real miniature racing car in every detail! It is the most complete kit of its type on the market! Features Direct Front Wheel Drive; with STEERING!; PERFECT MESH GEARS—OILITE BEARINGS; FULL CANTILEVER SPRINGING and a STEEL FRAME.
Complete ..... **$19.00** less motor



DELUXE WHEELS

WITH REPLACEMENT TIRES

A new innovation for miniature racing cars. Reduces replacement cost. When ordering SyncrO De Luxe wheels specify the make of your car, and whether you are going to use them on front or rear.

Complete **$1.00 Ea.** Tires **40c Ea.**



SPECIAL R... CAR FLYWHEEL

Designed to increase inertia, resulting in higher speeds and elimination of stalling.

$2.50
Complete with couplings



BREMER

"WHIRLWIND"

MODEL RACING CAR

No Machining Necessary. Kit comes complete with finished **Highly Polished** special formula aluminum castings. Perfected transverse spring suspension. Hardened steel gears (running in oil). New type wheels. Adjustable front axle. Investigate its many exclusive features.

Complete Kit Less Motor and Flywheel **$19.50**



SPEED CHIEF

The ALL-ALUMINUM RACING CAR That Laps the Whole Field in Speed, Beauty and Price!

$12.50

Wheel Base 12½"—overall size 22½".
All aluminum castings designed for durability and to take plenty of shock.
Extra heavy chassis—takes all stress and strain.
Racer can be started by wheel friction or by fly wheel.



SPEED CHIEF RACING WHEELS

Manufactured to a high degree of accuracy, these wheels spin as true as a die with no trace of wobble and with complete concentricity.
4 matched solid rubber racing wheels and tires . . $2.75

MIDGET TRANSMISSION

Patented 1931

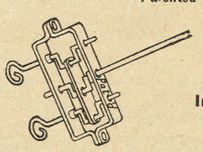

Wt. 1/50 oz.

25c

Increase Performance

MAMCO FREE WHEELING

SET 10c
Small or Large

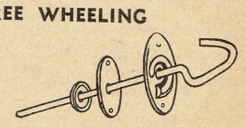

MAMCO BALL BEARING SET 10c

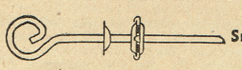

Small or Large

PROPELLER SHAFTS

.040—3¼" long ..... **3c** each
.060—4" long ..... **5c** each
Gas Line Tubing 5" for **10c**
(Not affected by gas or oil)

Aluminum Spark Plug Gaskets ¼" or ⅜"
2 for 5c



A direct side view of model of Submarine S-51

Submarine S-51



Here is a three-quarter front top view of this very finely detailed scale model submarine! The S-51 was a well known unit of Uncle Sam's underwater fleet, and you will most certainly enjoy building an exact scale model of it! With Carved Hull and complete materials and fittings.

SPECIFICATIONS

Length ..... 22½"
Beam ..... 2 1/16"
Scale ..... 3/32" = 1 ft.

KIT No. G19

$3· mod
be

Already Acclaimed the Greatest of All Engineering Triumphs in Model Racing!

Model racing fans who have witnessed the Whirlwind in action th ough scores of vigorous tests have ha led it as the latest and greatest boon to this breathtaking sport.

No wonder the new Whirlwind is making such a big hit. It has been perfectly designed in every detail **by men with practical experience in the model racer field.** See Whirlwind's many "FIRSTS": **First** in trans verse spring action to keep car under cont.ol. **First** in low center of gravity to keep it hugging the track. **First** in Special Formula Aluminum castings for added strength. **First** in motor guard casting below radiator grill to protect engine. **First** in new style wheels and tires for extra speed, extra safety, extra wear.

Compare These Specifications of the Whirlwind

Wheel Base, 12¾". Overall Length 18". Special Formula Aluminum castings designed for stamina and strength. **No machining, no drilling necessary.** Extra strong "X" braced, polished frame.

All Aluminum 1-piece body, HIGHLY POLISHED, with built-in instrument panel.

Polished radiator grill, motor guard and drip pan. Perfected **transverse** spring suspension.

Rear wheel drive with hardened steel Boston, 2 to 1 ratio gears, running in oil in enclosed drive housing. Direct drive through ball universal joint.

NEW TYPE wheels and tires with low cost replacement feature. Front wheels, 3-⅝" diameter. Rear 3-⅞" diam ter, 8-1/8" tread. Bronze wheel bearings.

Strong shock proof front axle, adjustable for steering. Adjustable radius rods.

Kit comes complete with assembly drawing and all necessary hardware.



MODEL RACING CAR

$19·50

Complete Kit less Motor and Flywheel

FLYWHEEL 14 oz. Brass 2" Dia. Special Counterbore $1.25

FLYWHEEL 9 oz. Brass 2" Dia. 65c



RAZOR PLANE

A handy and efficient tool equipped with a single-edge razor blade. Ideal for shaping balsa blocks, trimming leading and trailing edges, and cutting down spars. A practical tool for every model builder's kit, as it is a genuine time saver. Cuts both balsa and pine. .....Each **25c**

SHIP MODELS

by

Werner Lohe



As far as has been determined up to the present day, ship model builders may lay claim to following the oldest model hobby known. While model railroading and model airplanes have come up in giant strides in the past few years, ship model builders can trace their family tree back several thousand years. As far as man has been able to dig back into the ruins of by gone civilizations, he has come across the models of ships. Long before the Christian era, the Egyptians built ship models and from there on, ships have been modelled throughout the ages. It has been with the aid of these models, that the marine archaeologists have been able to find out as much as they did about ships of the past.

It is for this reason that we of the present generation should build models of the ships that once ruled the seas, keeping in mind that the day of the sailing ship is almost over, and while boys no longer run away to sea, to serve on proud windjammers, still many of them find romance in imagining themselves swarming up the shrouds of their own proud clipper or taking their trick at the wheel rounding the Horn on a winter's night. Again, our boy may be running up the "Jolly Roger" on his pirate craft, or may be holding off a mutinous crew with his back against the mast, a cutlass in one hand and a pistol in the other. At any rate it's lots of fun, as I speak from experience. One thing is certain, no captain ever felt more proud as he went aboard his ship, than does the model skipper when he puts the finishing touches on his own little craft, that he has built from the keel up, out of a couple of planks of wood and some odds and ends.

Although ship model building is such a splendid hobby, it is relatively inexpensive. As a matter of fact it is less expensive than any other hobby that I can think of. The reason for this is that the materials needed cost so very little, being mostly wood and thread plus some other things that can be picked up easily. The tools needed are few in number. Sailors have been known to build models with an old sheath knife, a piece of wood and a discarded whiskey bottle, plus several full whiskey bottles. When the model was finished, the bottles were empty and our sailor friend would start his next ship in the bottle. That is probably the reasen why this type of model was so popular in the past, since sailors always had so many empty bottles on hand.

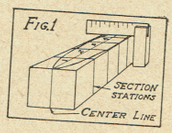

I think it best for the present to let these bottled ships alone, since they seldom make good models, being too small to show any detail. The beginner's best bet is to start with a merchant ship of the last century. The reason for this is that there is a lot of information on this type of ship and also because they upheld the American supremacy of the seas. Still many people have trouble obtaining the necessary plans. However, they need no longer let that hold them back, since there are many very good kits on the market which contain plans and all the materials needed to make a good model. Many of the kits even contain carved hulls which do away with the beginner's greatest trouble, the carving of a passable hull.

For those, however, who want to carve their own hull, I'll offer a few suggestions. Since in some of the kits listed in this catalog we supply blocks for the hulls, I won't try to explain the "bread and butter" or lift method of construction. Anybody interested in this method will have very little trouble finding out about it.

To start the job right, the block should be checked for squareness. (Fig. 1.) When it is absolutely square, draw centerlines around it, i.e., along the top, down one end, along the bottom and up the other end. All lines should meet. Next locate the section stations on the top and bottom of the block, taking these measurements from the plan. Connect these points by lines running transversely around the block. (Fig. 1.) Now lay it aside and make templates from the plan. (Fig. 2.) It's best to trace the hull sections from the plan and mount each one separately on cardboard or tin, then cut them out accurately. Now that you are familiar with the sections, lay out the deck outline on the top of the block (Fig. 1), by marking the width of the deck at each station. Draw a line thru these points, using a flexible strip of wood.

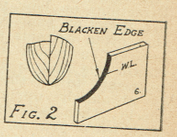

Fig. 2

Now with all the preliminaries out of the way we are ready to go to work. Get out your knives or any other wood cutting tools you have. You really don't need a large assortment of cutting tools, but whatever you do use, make it sharp. Good craftsmen never use dull tools, remember that. Now that we are really ready, pull up a big rubbish box because chips will be flying thick and fast soon. Whatever you do, don't start carving in your front parlor since that would probably be the end of your model building career. At first it doesn't make much difference where you chip, keeping in mind that you must always cut from the middle to the ends. Also do not cut too deep or you might need a new piece of wood.

After you have merrily chipped away for a while, it is time to use the template. (Fig. 3.) Fit it in the right place and hold it against the light. Do you see light? All right, chip some more. When it fits fairly good, work slowly down to the next station, down to the ends. On the left side in the front and the right side in the rear you are likely to have a bit of trouble unless you're lefthanded. If you aren't, just take it easy and do the best you can. Remember Rome wasn't built in a day and neither we-

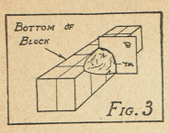

Fig. 3

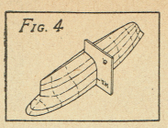
Fig. 4

ships. Just keep on fitting those templates. When they lay on pretty close, it's a good idea to rub some crayon or soft pencil on the edge of the template and then when you apply it, move it back and forth just a little on the correct station, and you will find all your high spots marked black. After a long, long time, when you have probably come close to the end of human endurance, you decide to call it off. (Fig. 4.) Pretty nearly every template fits and she seems a fairly good job all around. All right, let it go at that, the remainder can be done with a file and a lot of sandpaper. Some people carve their hulls by fastening a bar on the deck and holding the ends in two vices. This way they can hold the hull in any position, but since we're only dealing with balsa wood, this procedure is hardly necessary. When the wood is very smooth, you have suffered enough. Clean up the chips and dust as there won't be much more dirt. The keel, stern, rudder post and rudder are now glued in place. Use Kwik Dri cement and you won't have to wait so long. Next cut out the decks and fasten them down. If the bulwarks are the same color as the hull sides, put them on too, also any mouldings or anything else that is part of the hull.

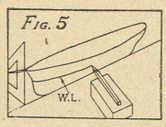

Fig. 5

We are now ready to start painting. For an especially fine model, wood filler should be used. Directions on how to use it and Megow's dope are found on page 59 of this catalog. One thing that often detracts a lot from the final appearance of a model is a crooked waterline. To obtain one that is absolutely straight, it is first necessary to set the hull as it would float, that is absolutely upright. Do this by means of blocks. Then take another block high enough so that when you lay a soft pencil on top of it it will be level with the waterline. (Fig. 5.) Now draw the line by running block and pencil all the way around the hull. After that, stick masking tape down on one side of the pencil line and paint on the other. (Fig. 6.) Later reverse this procedure. The main thing to keep in mind when painting is to let each coat dry very thoroughly before sanding and not to put the paint on so thick as to hide all the fine detail you have so painstakingly put on. Also remember that paint will not cover bad workmanship.

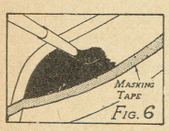

Fig. 6

Now while the hull is drying, you will probably feel that you deserve a rest, so I suggest that you turn out the lights and go to bed, because for the next part of the job you'll need steady nerves and a good night's sleep.

I hope that by that last statement I haven't created the impression that a good ship model hull can be finished in one evening. That is impossible! Remember be careful about your workmanship. A true shipmodel builder gets most of his enjoyment out of building his model, therefore he takes it easy and tries to make each part perfect. Time is of little importance to him. Furthermore one expertly done model is worth more than a fleet of sloppy ones. Another thing to be kept in mind is that the lady of the house might at first resent dusting off any more than half a dozen models. At any rate remember that in model building, quality is more desirable than quantity.

We'll now start on the deck fittings. For those who don't want to bother making a lot of intricate parts such as bitts, cleats, guns, steering wheels, etc., there are die cast fittings on the market (**this catalog pages and**) which are close to scale and add a professional touch. Since the deck fittings vary with each model, it is hardly possible to go into detail, especially since few people, if any, have trouble making a neat set of fittings.

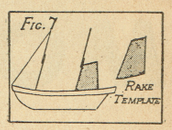

Fig. 7

We've now reached the final stage of our job, rigging our model. A few of you will probably shudder at the thought saying, "What do I know about rigging, I was never aboard a merchant-man or man o'war, I don't know a brace from a halyard." Well, maybe you don't, so what? If you are building a model from a kit, you don't have to worry, somebody has done most of the work for you. All you have to do is follow the rigging plan. There are plenty of explanatory notes and if you use your common sense, there won't be any trouble. Furthermore, most of the ropes are named on the plan so that if you don't watch yourself, you'll find yourself slinging nautical terms that will make your friends hoist a distress signal. For those who want to go just a bit further, it's a good idea to look up some of the terms used, in a good dictionary; there you will usually find a lot of extra information often accompanied by illustrations. As for the rigging itself, I can't say very much, since it too varies with each type of ship. However, here are some general notes. Rigging is divided into two classes, running gear and standing rigging. The running gear consists of all ropes that run through blocks. Don't say "pulleys," because that's a very lubberly term. In other words, running rigging is all that gear which works the sails. These ropes should be of a light color, since they represent manila rope. Standing rigging consists of the stays, i.e., the ropes that steady the mast. They are usually much heavier than the running rigging and dark in color, because they were tarred. One thing to keep in mind is that as you work up toward the top of the masts all rigging becomes lighter in proportion. The same goes for the masts themselves. The yards taper towards the ends. When you set up the masts, be sure to get the right amount of "rake" or backward slant. (Fig. 7.) The rake usually increases slightly with each mast, working towards the back of the ship. By all means, they must be lined up when you look directly back. One more word about the masts, complete them first, lower mast, topmast, topgallant, cross trees, caps and whatever blocks there are, then set them up on the hull. It's much easier that way. Next set up the standing rigging and then hang the yards. After that comes the running gear.

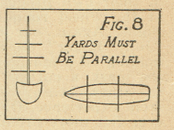
Fig. 8 Yards Must Be Parallel

Put your braces and lifts on in such a way as to line up the yards parallel any way you look at them. (Fig. 8.) When you tie a knot, secure it by a drop of cement, then when dry you can trim it close. Blocks and deadeyes are usually represented by beads on simple models, while blocks and deadeyes made from boxwood are used on very accurate models. The latter parts are best bought ready-made.

That is about all. Our model is about done and a mighty fine ship she is. As you look back you'll admit you've had a lot of fun. Of course there were some difficulties, but then nothing is worthwhile unless there are some troubles to overcome. That's what makes our hobby so interesting and once it's got you, you'll always come back for more. Meanwhile, it's, "Anchors aweigh" and "Bon Voyage."

U. S. S. PILLSBURY



Here is one of our newest models of U. S. Navy, the destroyer "Pillsbury." Destroyers have long been favorites with model builders, mainly because of their fine lines. As a matter of fact the United States flush deck destroyers are of a remarkably clean design and represent our Navy's fastest ships. At full speed they are capable of doing 35 knots or approximately 40 miles per hour. The armament consists of twelve 21 inch torpedo tubes, four 4 inch guns and one 3 inch anti-aircraft gun. This armament, together with the high speed of the boat, makes the destroyer a very formidable fighting machine.

Although some of them have been decommissioned in recent years, there are still a large number of this type of destroyer in active service. The "Pillsbury" is at present stationed in China and figured in the news recently, when Japanese authorities ordered her to leave Swatow. However, the "Pillsbury" defied this ultimatum and remained to protect American interests in case of emergency.



SPECIFICATIONS

Overall Length	30	inches
Beam	3	inches
Overall Height	10½	inches

EXTRA SPECIAL!

A Completely Carved Hull Is Included!

KIT No. G-18

You will marvel at the amazing completeness of this kit!

Here's what you get: Full sized detail plans (drawn by an expert) fully illustrated construction details, photographs, etc., a completely carved hull, die cast parts, fittings and paint!

This is the model for your "den" or mantelpiece!

Complete Kit

To build this 30-inch model! **$5.95**

KIT No. G-18

WITH MEGOW SHIP MODELS

Live the World's Great ADVENTURES *with*







MEGOW'S SHIP MODELS!

WITH

CARVED HULLS

$2.00



XEBEC

The "Xebec," pronounced Zebec, is a rather unusual type of ship. It originated in the Mediterranean and due to its speed and light draft, it was the favorite vessel of the privateers and pirates, during the latter half of the 18th century. Pirating in those days was a very profitable business, as the owner and crew were able to retire for life after several successful voyages. On the other hand, they were just as likely to end hanging from a yardarm if they happened to lose out in any of their endeavors. Robinson Crusoe had the misfortune to be captured by pirates in a Xebec off the north African coast. The model itself is very interesting and also an easy one to build and may be recommended to the beginner.

Length o. a. 17" Beam 3" **Kit No. G12** **Complete for $2.00**

YOUNG AND OLD!—EVERYONE

SHIP MODELS with Carved Hulls



HISPANIOLA

Kit No. had

Anyone who has read Robert Louis Stevenson's "Treasure Island" remembers the "Hispaniola," the ship on which Jim Hawkins had so many exciting adventures hunting treasure. The model is that of a typical topsail schooner, and should make a very interesting as well as educational model to build. Its construction is relatively simple as this model was designed for pupils of an age at which they read "Treasure Island" in school. Still, the "Hispaniola" makes a very attractive model even for the experienced builder and should be included in every complete collection of historical ship models.

Length o. a. 17" Beam 3"

Complete for $2.00



Kit No. G14

CLERMONT

The "Clermont" as everyone knows was one of the first steamboats, starting a new era in ship building. She was built in New York in 1807 by Robert Fulton, who had studied steam engineering under the influence of James Watt. On August 7th, 1807, the "Clermont" made her first trip up the Hudson to Albany at an average speed of five miles per hour. This ship model is without a doubt a very educational one and may easily be built by school-boys. Constructing a model of the "Clermont" will make the study of history more interesting and besides, the finished model will make a fitting decoration for the class-room as well as any home mantelpiece.

Length o. a. 19½" Beam 2½"

Complete for $2.00

COMPLETE KIT
$2.00



ARABELLA

This ship is well known to anyone who has read "Captain Blood" by Sabatini. Captain Blood, it will be remembered, captured the "Arabella" after he escaped from slavery. It was aboard this ship that he became a feared pirate. However, he was later pardoned because he saved an English Colony from the French by literally blowing the enemy's ships out of the water. Our model of this famous 18th century frigate is finely detailed and should afford many hours of pleasure, besides being a very pleasing ornament on any mantelpiece.

Length o. a. 15" Beam 2½"

Kit No. G15

MODELS with Carved Hulls



SEABIRD

The "Sea Bird" is a model of a merchant brig used in the Pacific trade in the middle of the 19th century. It is a model of a very popular type of ship of the past. From the model-builder's viewpoint, a brig is one of the simpler models to build. Since a brig is a two-masted vessel, a lot of the tedious repetition of rigging a third mast as on a full-rigged ship or bark is done away with. For this reason it should be an ideal model for the beginner who wants to build a real deep-sea craft, but does not have the courage to tackle a very complicated model.

Length 17¾" Beam 3"

Kit No. G16 **Complete for $2.00**

MODELS with Carved Hulls



BEAR OF OAKLAND No. G17

The "Bear of Oakland" was built in 1874 in Scotland and since then has had a hard and eventful life. Originally built as a steam-whaler, she was bought by the U. S. Navy and sent to the rescue of the Greeley Arctic Expedition. From there, she was transferred to Alaskan waters where she served as a Revenue Cutter. Finally she was sold to ship breakers at Oakland, but before any damage was done, was bought for Admiral Byrd's use. Without [illegible] the "Bear of Oakland" has



$2.00
Complete

R.M.S. QUEEN MARY

Kit No. G1

This palatial "superliner" still surpasses anything built to date for transatlantic service. Boasting 200,000 Horsepower, she easily smashed all records, with a speed of 30.64 knots, therefore capturing the "Blue Ribbon" of the Atlantic. Our model is designed from drawings of the original ship itself, and a complete set of plans containing several photographs of our model at close range, enables the builder to

3/9/2021 Gmail - Your item has sold: The Narrow Gauge of Vulcan Baru Panama eBook



Complete Kit **$3.00**

MAYFLOWER

A model of the famous ship on which the Pilgrims set sail from Delfshaven, England, in 1620 and after crossing the stormy Atlantic, landed at Plymouth Rock six months later as everyone knows. It was on this ship that the Mayflower Compact was signed shortly before the settlers landed in the New World. Of all historic ships, the Mayflower is the most famous, for it was she who brought the men to this continent who first set up the American democratic ideals.

Not much is known about this memorable vessel, except that she was a merchant ship of about 170 tons, being rigged very much like the other ships of that period. However, our model is a very close reproduction of the type of ship used by the Pilgrims and is finely detailed as to rigging and fittings. The kit contains among other special items a carved hull, one set of anchors, chain, life-boat and cannons, also a complete detailed plan containing a number of photographic views of the model complete and at different stages of construction.

Length o. a. 17½" Beam 3¾"

Kit No. G11

MODELS with Carved Hulls

SANTA MARIA

Length 19"
Height 14"

Complete Kit No. G3

$3.00



In 1892, the Spanish Government, after considerable research, built a reproduction of the Santa Maria, Columbus' flagship, which was sailed across the Atlantic and through the Great Lakes to Chicago, where it was exhibited as Spain's contribution to the 1893 Columbian Exhibition.

Every shipmodel builder should at one time or another build a model of this famous ship on which the courageous Columbus with his crew discovered the land in which we now live. Surely the Santa Maria is one of the most important and famous ships in American history and for that reason appeals to the American shipmodel builder.

The kit of this model is complete with a special carved hull, decks and sides carefully printed on balsa, anchors, chain and crow's nests. It makes a complete scale model of that Santa Maria which lies anchored in Jackson Park Basin, Chicago.



$5.95 **Kit No. G2** **Complete**

LINGARD
THREE MASTED BARK

With Ready Carved Hull

This ship, well known to many sailors, is still in use. At the present time, it is operated from the Aland Islands in the Baltic Sea, where practically all remaining sailing ships are harbored. The Lingard is a three-masted merchant bark of the type used extensively during the latter part of the 19th century and may, therefore, be classed as one of the typical clipper ships which have long been the favorites of American ship model builders. Although the Lingard is a Finnish bark, she is nevertheless very closely related to the late American clippers.

Due to the fact that our model of the Lingard has an over-all length of 27", it is less tedious to build than some of the models built to a smaller scale. The carved hull supplied in the kit will further facilitate construction.

You will, without a doubt, get a lot of enjoyment out of building the Lingard, one of the last survivors of a once great fleet of proud sailing ships. Soon they will all be gone, but you will have a model that will forever remind you of these splendid square-riggers and their glorious past.

Our kit of the Lingard includes detailed plans, a carved hull, printed plywood decks, anchors, chain, capstans, coping saw and many other special items.

Length o. a. 27" Height 18"



MEGOW'S SHIP MODELS

Regular Kits with Hull Blocks cut with Sheer Curves!



LINER REX

The record breaking flagship of the Italian Line. It holds the record for its run from Gibralter to Ambrose Light—4 days, 13 hours, and 58 minutes. It is still one of the fastest and one of the most beautiful of modern liners.

Kit No. G6



U.S.S. LEXINGTON

One of our Navy's crack ships which played a prominent part in the intensive search for Amelia Earhart. Everyone interested in building airplane models will surely want to build the Lexington.

Kit No. G7



SETH PARKER

Typical Down East four-masted coastwise trading schooner, in which Mr. Phillips Lord, known to radio listeners as Seth Parker, made his well known voyages.

Kit No. G8



SCHOONER YACHT

This is a model of an 80 foot sea-going schooner, the type used for ocean cruising, equipped with an auxiliary gasoline engine.

Kit No. G9

Complete Kits $1.00

ARE EASY TO BUILD!

25c SHIP MODELS

These models are reproductions of some of the most outstanding ships that ever sailed the seven seas. They are boats of every age and type from the ancient Viking ships to the newest of ocean liners, the "Queen Mary." Our models are close copies of the originals and contain as much detail as is reasonable. A special feature found in these kits is the patented "Printed Balsa" deck construction under U. S. Patent No. 2060424.



H-1—H. M. S. BOUNTY



H-4—ENDEAVOR



H-3—SCHOONER YACHT



H-2—GREAT REPUBLIC



H-5—BLUE NOSE



H-6—SETH PARKER



H-7—CLIPPER SHIP



H-8—U. S. S. NIAGARA



H-9—R. M. S. QUEEN MARY

NEW 25c SHIP MODELS

Our latest ship models, which were introduced a short time ago, proved to be worthy additions to the Megow Fleet. We have since received numerous requests to produce these models as lower priced kits, and we now add them to our 25c line. These new boats are just as complete and as finely detailed as the larger, more expensive models, therefore, there is now no reason why anybody can not build several of these outstanding ships.



H-20—XEBEC

The Xebec was a type of ship used by pirates in the Mediterranean.
Specifications: L. o. a. 12", Beam 1⅞".



H-1—H. M. S. BOUNTY



H-4—



H-2—GREAT REPUBLIC



H-22—CLERMONT

Everyone knows that the "Clermont" was one of the first successful steamboats, built by Robert Fulton.
Specifications: L. o. a. 12", Beam 1½".



H-23—ARABELLA

The "Arabella" was made famous by Sabatini's outstanding novel, "Captain Blood."
Specifications: L. o. a. 9½", Beam 1½".



H-24—SEABIRD

The "Seabird" is a typical merchant brig of the 19th century.
Specifications: L. o. a. 11½", Beam 1⅞".



H-25—BEAR OF OAKLAND

The "Bear of Oakland" was the ship used by Admiral Byrd on his Antarctic expeditions.
Specifications: L. o. a. 11⅜", Beam 1 5/16".

10c SHIP MODELS



K-1—SETH PARKER



K-2—CONSTITUTION



K-3—SEA GOING TUG



K-4—TRAMP STEAMER



K-5—NORMANDIE



K-6—DESTROYER



K-7—THREE MASTED BARK



K-8—SCHOONER YACHT



K-9—H. M. S. BOUNTY

10c Each



K-10—SANTA MARIA

Believe it or not, above are actual photographs of our ten cent models. These miniatures are detailed, yet easy to build. The kits contain all the necessary materials, including a patented feature the "Printed Balsa" deck construction under U. S. Patent No. 2060424.

STARTED IN SHIP MODEL BUILDING!

MEGOW'S SHIP MODEL FITTINGS

CLEATS



DIE-CAST WHITE METAL

SIZE	EACH
5/16"	$ .03
¾"	.04
1"	.05
1⅛"	.06

CHOCKS



DIE-CAST WHITE METAL

SIZE	EACH
5/16"	$ .03
⅜"	.04
½"	.05
11/16"	.06
⅞"	.08
1"	.10

ROLLER CHOCKS



DIE-CAST WHITE METAL

SIZE	EACH
⅜"	$ .05
½"	.08

GRATINGS



DIE-CAST WHITE METAL

16 Holes to running inch, 256 holes to square inch.

SIZE	PRICE
2½"x1"	$ .15

BITTS



DIE-CAST WHITE METAL

SIZE	EACH
5/16"	$ .05
½"	.06
¾"	.07
1"	.08
1-1/16"	.10

HAWSE PIPE LIPS

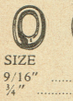

DIE-CAST WHITE METAL

SIZE	PAIR
9/16"	$ .05
¼"	.08

SHIPS CASKS



Turned boxwood with raised bung and hoops

HEIGHT	EACH
⅜"	$ .25
5/8"	.25
½"	.25

WATER BUCKETS



Turned boxwood with raised hoops

HEIGHT	EACH
⅛"	$ .10
3/16"	.10
¼"	.10

SQUARE VENTILATORS

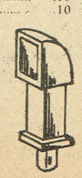

¼" Sq. Vent. ... $ .08
⅛" Sq. Vent. .... .04

For use on models of the Queen Mary.

DAVITS



DIE-CAST WHITE METAL

Davits with cleat and hook.

Height	PAIR
2"	$ .18
3"	.25

DAVIT SIDE SOCKETS



DIE-CAST WHITE METAL

Per Pair ... $ .05

DAVIT DECK SOCKETS



DIE-CAST WHITE METAL

Per Pair ... $ .08

FLAG POLE SOCKET



DIE-CAST WHITE METAL

Each ... $ .05

LIFE RINGS



DIE-CAST WHITE METAL

DIAMETER	PLAIN	ROPED
¼"	$ .01	$ .03
5/16"	.02	.04
⅜"	.02	.05
7/16"	.02	.06
½"	.02	.06

BELAYING PINS

TURNED BRASS

SIZE	DOZEN
3/16"	$ .28
¼"	.28
5/16"	.20
⅜"	.20
½"	.25

BRASS BELLS

TURNED BRASS



SIZE	EACH
3/16"	$ .10
¼"	.15

TURNED BRASS STANCHIONS



with drilled holes.

BALL	HEIGHT	EACH
1	⅛"	$ .05
2	5/16"	.06
3	7/16"	.07
3	7/16"—¼" stem	.08

FUNNEL VENTILATORS



DIE-CAST WHITE METAL

COWL DIAMETER	PIPE DIAMETER	EACH PRICE
3/16"	3/32"	$ .05
5/16"	⅛"	.06
7/16"	3/16"	.08
9/16"	¼"	.10
11/16"	5/16"	.12
¾"	⅜"	.13
⅞"	7/16"	.14
1-1/16"	½"	.15

STEERING WHEELS



DIE-CAST WHITE METAL

RIM. DIAM.	EACH
5/16"	$ .10
½"	.15
9/16"	.20
13/16"	.25
1"	.30

FIFE RAIL STANCHIONS



Turned brass with boss for attaching.

Height	EACH
3/16"	$ .05

BINNACLES



DIE-CAST WHITE METAL

SCALE	HEIGHT	EACH
⅛"	½"	$ .15
3/16"	¾"	.20
¼"	1"	.25

STEERING WHEEL POSTS



DIE-CAST WHITE METAL

SCALE	HEIGHT	EACH
⅛"	½"	$ .05
3/16"	¾"	.10
¼"	1"	.15

SEARCH LIGHTS



DIE-CAST WHITE METAL

A B

TYPE	DIAMETER	HIGH	EACH
A	5/16"	⅛"	$ .20
B	½"	1"	.25

BULLS EYES



Made of pure white boxwood, accurately drilled and grooved, then polished, Black or natural boxwood.

SIZE	EACH
1/16"	$ .03
3/32"	.03
⅛"	.03
5/32	.03
3/16"	.04
¼"	.04

BOXWOOD BLOCKS

Made of pure white boxwood, accurately drilled and grooved.



SIZE	SINGLE	DOUBLE	TRIPLE
1/16"	$.02½	$.03½	
3/32"	.02½	.03½	.05
⅛"	.02½	.03½	.05
5/32	.03	.04	
3/16"	.03	.04	.05½
¼"	.03½	.04½	

JACK STAY BOLTS



3/16" Long, 1/64" Eye, 6c Doz.

FOR THAT FINISHING TOUCH

MEGOW'S SHIP MODEL FITTINGS

DEAD EYES



Made of pure white boxwood, accurately drilled & grooved, then polished. Black or natural boxwood



SIZE	BLACK
1/16"	$ .03
3/32"	.03
1/8"	.03
5/32"	.03
3/16"	.03
1/4"	.04

HEART EYES



Made of pure white boxwood, accurately drilled & grooved, then polished in natural boxwood only.

SIZE	EACH
1/8"	$ .05
3/32"	.05

TAFF RAIL STANCHIONS



TURNED BRASS

HEIGHT	EACH
1/4"	$ .05

MAST LIGHTS



DIE-CAST WHITE METAL

These can be cut in half and used as side lights.

SIZE	EACH
3/16" x 1/4"	$ .05
1/4" x 3/8"	.08
5/16" x 3/8"	.10
1/8" x 1/2"	.10

BELAYING PINS



Boxwood

SIZE	DOZEN
3/16"	$ .20
1/4"	.28
3/8"	.30

PROPELLERS

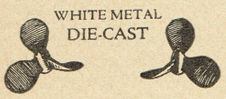

WHITE METAL DIE-CAST

An original innovation of propellers. Die-cast white metal completely finished with smooth blades. Most practical for all models. *Right or left.*

DIAMETER	SHAFT HOLE	PRICE
3/4"	3/32"	$ .10
1"	3/32"	.15

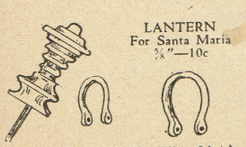

LANTERN
For Santa Maria
5/8"—10c

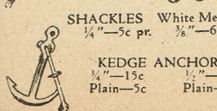

SHACKLES White Metal
1/4"—5c pr. 3/8"—6c pr.

KEDGE ANCHORS
1/4"—15c 1/2"—15c
Plain—5c Plain—5c



STOCKLESS ANCHOR
3/4"—15c
1"—25c

OLD STYLE ANCHORS
1 1/2"—30c
1"—20c

LIFE BOATS

DIE-CAST WHITE METAL



TYPE A



TYPE B

LENGTH	TYPE A	TYPE B
1"	$ .05	$ .07
1 1/2"	.07	.10
2"	.10	.12
2 1/2"	.12	.15
3"	.15	.18



SWIVEL GUN 10c

Gun, 7c; Swivel, 3c



CAPSTANS
Brass or White Metal
3/8" Long 5c



LADDER
Stamped Brass
5/16" Wide, 3" Long..... 10c



CANNON
3/4" long
each 8c

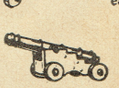

4 LB. DECK CANNON

1/2" with Carriage	10c
Cannon	5c
Carriage	5c
1" with Carriage	20c
Cannon	10c
Carriage	10c

NAVY CAPSTAN



Die-Cast White Metal

Height	Each
3/8"	12c
1/2"	18c

MERCHANT CAPSTAN



Die-Cast White Metal

Height	Each
3/8"	10c
1/2"	15c

RUNNING LIGHTS

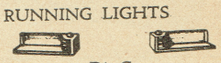

Die-Cast White Metal

Length	Height	Pair
5/8"	1/8"	25c
7/8"	1/4"	30c
1 1/8"	5/16"	35c

BOXWOOD LADDERS



Made Entirely from Boxwood Accurately Hand Made

Width	Length	Each
3/16"	1 1/2"	20c
1/4"	1 1/2"	20c
3/8"	1 1/2"	20c
1/2"	1 1/2"	20c

CHAIN



Brass

Links to In.	Price per Ft
8	10c
11 1/2	10c
13	10c
15	10c
20	10c
22	10c
25	10c

EYEPINS

Brass 1/16" Eye

Length	Dozen
1/2"	5c
5/8"	5c
3/4"	5c
7/8"	5c
1"	5c

EYEPINS WITH RINGS



Brass

Ring Diameter	Each
3/32"	3c
1/8"	3c
3/16"	3c

POWERED CABIN CRUISER





COMPLETE KIT

$3.95

including
Motor, Fittings,
Mahogany sides,
Detailed Plan, etc.

Kit Number U-2

BUILD ONE! RUN ONE!

This is a model of a modern, fast and seaworthy cabin cruiser. While the balsa construction of the hull makes this boat an easy one to build, it is nevertheless very realistic due to the real mahogany superstructure. Our model is powered by a spring motor, which drives it along at a good clip for five minutes.

Every effort has been made to make this model as detailed as possible in every respect. To save the builder the trouble of actually making the delicate parts which must be put on a detailed model, this kit is supplied with many metal parts such as steering wheel, running lights, bitts, flag pole socket, etc.

A special feature of this outstanding model is that the rudder is controlled by a steering wheel in the cabin; in other words, this boat is steered just like the real thing.

Despite the fact that our Cabin Cruiser was designed to be actually sailed, it nevertheless makes a very attractive display model. The realistic appearance is increased by the mahogany cabin sides and interior.

Altogether, Megow's Cabin Cruiser is a model every builder should try to make since it serves the dual purpose of being a fine display model as well as an excellent working model.

SPECIFICATIONS:

Length over all.....17"
Beam .....5¼"
Power.....Spring Motor (Model B)
Colors: Light green, White and Mahogany!

The Model "B" Power Plant pictured on opposite page is included with This Kit!

Build One!



Run One!

"RUNABOUT"

This fast runabout may either be powered by a spring—or an outboard motor. Designed for speed, it is nevertheless easy to construct. Balsa planking and balsa frames give it the lightness of a racing shell, while the spring motor is powerful enough to drive the Runabout along at a good clip for five to seven minutes. Realistic interior makes this boat look almost like the real thing while the new design is unusual enough to make it appealing. Altogether the Runabout is a modern boat that should have a place in any modern boy's fleet of boat models. Our regular $1.95 kit contains the model B power plant pictured below.

Complete with SPRING MOTOR!

Kit No. U-1 $1.95

Here is the Model "B" motor you get in the RUNABOUT KIT at no extra cost!



MODEL B

This motor illustrated above and used in our Runabout model is highly practical for use in all types boat models.

This motor is built like a good clock, with sturdy top and bottom plate and brass parts. The Spring is made from fine clock spring steel. Purposely made strong and powerful to resist punishment usually given a motor in the hands of a boy. Drives a boat through the water for a distance of 800 feet or for five to seven minutes, all on a single winding. Supplied with a ⅜" spring, and two blade propeller.

Motor Price $1.25



NEW MEGOW MODEL "Army Tank"

Everyday's war news has given you the urge to build models of airplanes, guns and tanks! We are proud to present to you our latest—a Vickers light 6 tonner, used extensively in British, Polish, Spanish and Manchukuan conflicts. Easy to build and educational.

Construction Kit.....25c

ARE DIFFERENT! BUILD ONE!





Thousands of boys go to their Megow Dealers for supplies! Dealers find above Green Cabinet and Metal Parts Cabinet indispensable in selling their stock.

Look for Megow Ads in all Leading Publications!



Millions of Hobbycrafters get advance information on Megow Models, by reading: Model Airplane News, Air Trails, Flying Aces, Life, Boys' Life, American Boy, Open Road for Boys, Popular Science, Popular Mechanics, Model Craftsman, Popular Aviation, Model Builder, Model Railroader, Popular Homecraft, Mechanics Illustrated. and others.



Your Dealer carries a full line of Megow Airplanes, Ships, and Railroads!

SYNCRO JIG SAWS

Extra Blades 6 per pkg. 25c



SYNCRO JUNIOR

THE SYNCRO JUNIOR JIG SAW is the finest educational tool-toy made. Safe for children seven years of age. Ample power to cut ½" wood. Cuts Balsa wood very smoothly up to 2" in thickness. Ideal for model work.

$5.95



No. 200 SYNCRO POWER SAW

THE SYNCRO POWER SAW has ample power to cut any ¾ inch wood and will cut thin metal or plastics. The base has machinery grey iron legs cast integral with the table plate.

$10.95



No. 700 SYNCRO DELUXE POWER SAW

THE SYNCRO DELUXE POWER SAW with its 16" throat clearance and greater cutting ability, is a welcome piece of equipment to every craftsman.

$13.50

RAILROAD SECTION

On the following pages of this catalog you will find described two of the most popular gauges in model railroads today! Briefly, here is what the two gauges are:



"O" Gauge

Scale Model Railways Inc. of Huntington, Indiana, have been the leading producers of high quality "O" gauge models for years. Now, as a subsidiary plant of Megow, Scale Model Railways, will continue to serve "O" gauge model fans the same as always! New models, new ideas, and improved parts, will continuously be developed! These will receive national distribution through the extensive Megow sales organization.

Scale Model Railways Inc. will continue to keep its own identity in the model railroad field, and will remain first and foremost the leader in "O" Gauge scale model railroad work!

Your inquiries regarding Scale Model Railways line are solicited. You may write to Megow at Philadelphia or Chicago, or if you wish, directly to Scale Model Railways, Huntington, Indiana. Your requests will receive prompt and courteus attention.

"HO" Gauge

Models built in "HO" Gauge are built to a scale of 3.5 millimeters equals one foot on the prototype. This makes a regular refrigerator car model approximately 6 inches long. This size is ideal for those who have limited space in which to build a layout, as curves, or circles, may have a radius of as little as 24 to 20 inches. In fact, a full railroad system can be built on a ping pong table having a surface no larger than 5 by 9 feet! Then too, you can concentrate on railroading and not have to put too much effort on the infinite details of any particular model. HO Model kits are so good these days that very little work is required to produce a first class model.

Megow is famous for being the first to introduce low price "HO" car kits! This was a tremendous boom to model railroading as thousands got their start in this hobby who could not before, due to the initial expense. You too will experience keen enjoyment with Megow "HO" kits!

"O" Gauge

MODEL CONSTRUCTION KITS



C&O Hopper Car

The finest detail cast on this car is made possible only by a special process of casting. The very best quality in materials is used. Exceptionally clean, with all details cast integral, these parts cannot be duplicated in any other way! Assembly is made easy—and the type of skill required appeals to the older, more experienced, model railroaders—as well as beginners. All drilling has been done.



The C & O's (Chesapeake and Ohio) outstanding hopper car. This model as you can see by the above photograph is very authentic and realistic, having a wealth of detail. Construction consists of five high quality castings containing all detail cast integral, and these are assembled around a wood block. This wood block also serves as a coal floor. You can pulverize real coal and mix with glue or shellac to finish off your model.

Kit No. R60 ..... Complete $3.75

New Type Construction Kits

Parts Cast Aluminum—Authentic Details!

Cast Aluminum—Perfect Scale

Revolutionary Construction!



C&O Caboose

You can assemble a model of this dandy all steel caboose in about one evening's work! The reason is plainly evident in the above photograph! All parts are accurately cast with utmost precision, and with all details. Only a little cleaning of the edges is required before commencing the assembly.



Every freight train must have its caboose, so we have for you here, a type of caboose that you have often wanted. This C & O caboose model is a beautiful piece of craftsmanship. It is cleverly designed so as to assure simple construction of one of the most difficult cars to model. The C & O caboose, while exceptionally modern, with its conventional cupola has universal appeal. Colors are bright saftey red with black trim. Kit furnished with Bettendorf eliptical caboose truck.

Kit No. R61.....**Complete**

$4.75

POWER BOAT MODEL BOATS

REFRIGERATOR CARS

New Cast Aluminum Construction!

Mate Hate



LOOK AT THIS KIT!

Here is a value that is sensational to say the least! Pictured here is a complete kit to build an A. A. R. Refrigerator car model, the Pacific Fruit Express! Consisting largely of finely detailed perfect castings, made by a new special process (comparable to die casting), construction is made exceptionally easy! Basically this model is a wooden box, with all the metal sides, etc., built around it. Can be built in one evening of leisurely work. This kit must be seen to be appreciated. These A. A. R. cars can be made into many others, simply by a change of lettering transfers: IC, Santa Fe, C. B & G etc.

A. A. R. REFRIGERATOR CAR MODELS



Pacific Fruit Express (P. F. E.)

Here is a refrigerator car that you see on almost every road! Equipped with A. B. Brake rigging. This car is the newest type of steel sheathed refrigerator.

Kit No. R62.....Complete $4.75



AMERICAN REFRIGERATOR TRANSIT (A.R.T.)

Another model of the latest type steel sheathed refrigerators. Completely detailed and remarkably authentic even to the special decalcomania "stars and stripes" insignia!

Kit No. R63.....Complete $4.75

Heralds furnished for Western Pacific or Union & Southern Pacific

FLAT CAR & A.A.R. BOX CARS

New Cast Aluminum Construction



Put this car together with four self tapping screws. It won't take long to get this one on the track!

C. & N. W. FLAT CAR

Consists of three castings only—two sides with very finely detailed stake pockets, hand rails and stirrup steps. A one piece casting is used for the floor, ends and underframe. This car is assembled with four self tapping screws.

Kit No R58 Complete **$3.25**

A. A. R. BOX CAR MODELS

BOX CARS—A wood inner structure is used to which cast sides, ends, and roof is assembled. A continuous underframe on which you fasten the trucks and couplers is screwed to the floor. The sides, ends and roof are cemented and pinned to the wood body. The sides have ladders, hand rails, doors, stirrup steps, etc., cast integral. Three pieces of A. B. type brake equipment are furnished.



SOUTHERN RAILWAY
Kit. No. R51 **$4.75**



NICKEL PLATE ROAD
Kit. No. R52 **$4.75**



UNION PACIFIC
Kit. No. R53 **$4.75**

Your big achievement in model railroading of course is realized when you have completed and are operating rolling stock that includes as many types of cars and names of railroads as can truly represent American railroading.

Your collection must therefore include several box cars representing the leading roads in this country.

You will greatly enjoy assembling these box car kits, as not only are they easy to put together, but the exact scale details, and realism in these models, will give you a real thrill. Each of these kits consists of a basic wooden box, to which the metal sides, ends, roof etc., are attached. The construction details are very much the same as described in the refrigerator cars on a previous page, and as in all Scale Model Railway kits, you get complete materials to build easily and quickly, a real scale model freight car. All drilling is done, so you needn't worry about additional expense on this score. Scale model cars are complete.

A.A.R. BOX CAR MODELS

New Cast Aluminum Construction!



SANTA FE
Kit. No. R54 — $4.75



SEABOARD AIRLINE
Kit. No. R56 — $4.75



CHICAGO GREAT WESTERN
Kit. No. R57 — $4.75

Other Box Cars Available (Not Illustrated)

TEXAS AND PACIFIC
Kit. No. R50 — $4.75

MISSOURI PACIFIC
Kit. No. R55 — $4.75

NEW!

The ideas and construction methods devised by Scale Model Railways for the kits pictured on this and the several previous pages, are unequalled in any other make kits!

The new cast aluminum sides, ends, roof, underframe etc., with all details cast integral are marvels in workmanship!

Every single rivet, every seam, and every fine little detail is faithfully reproduced. Neither words nor pictures are enough to describe to you the advantages incorporated by Scale Model Railways in these super perfect O gauge kits! To be Fair To Yourself, you must first see these kits at your dealer's before deciding to buy any O gauge equipment!

GONDOLA CAR MODELS

L. & N. GONDOLA
Kit No. R59 Complete — $3.75

ERIE GONDOLA
Kit No. R64 Complete — $3.75



Assembled with eight self tapping screws. Five castings are used for the body. Hand rails, stirrup steps and scaled rivet detail are cast integral The floor is cast in one piece with the underframe.

REGULAR WOOD CAR CONSTRUCTION KITS

★ ★ ★

The kits described in this section must not be confused with the cast aluminum construction kits described elsewhere, however the usual Scale Model Railway completeness prevails in these sets.

SCALE MODEL RAILWAY LINE OF CAR KITS!

Many constructional changes have been made such as elimination of the pressed end, which is replaced by neatly designed end castings. Every car has cast aluminum underframe. When you open your kit box you will be amazed at the number of finished parts it contains! The trucks are easily assembled, in just a few moments time. Mount these and the couplers to the underframe, and you are ready to build the car superstructure. All tedious work has been made easy!

The caboose sets have been redesigned with castings for cupola, cast underframe, with end beams and platforms integral. Built up steps and ladders are also included. Every change has been made with the easiest type of construction in mind.

More new cars will be ready shortly which will be shown from time to time in supplementary advertising.

★ ★ ★

AUTOMOBILE CARS

Various Parts



THE CHICAGO, MILWAUKEE, ST. PAUL & PACIFIC

A famous car of the West! The prototype is the Single Sheathed 50 ft. car used by the Milwaukee Road.

Complete Kit $4.75



M. K. T. AUTOMOBILE CAR

A model of a well known automobile car. This kit includes detailed cast doors, ends, underframes, etc. The prototype is 40 ft. single sheathed.

Complete Kit $4.75



GRAND TRUNK WESTERN

A 40 foot Single Sheathed car with end door, adds another distinctive type car to your collection of rolling stock. Such parts as doors, ends, underframe are cast and ready to use.

Complete Kit $4.75



GREAT NORTHERN
40′ 6″ BOX CAR

One of the few new cars in the U. S. using wood sides! The huge mountain goat on the side of this car gives the model a distinctive appearance, one that you will be proud to see on your layout! A Double Sheathed car used in the Northwest.

Complete Kit $3.75



ERIE
DEPRESSED CENTER FLAT CAR

Hauls those special heavy loads. You bet! You'll want this car on your track! A remarkable one piece casting is used, and it includes absolutely every rivet head and steel plate found on it's prototype! Six wheel spring trucks. Capacity 100 tons Double-Sheathed.

Complete $4.50



B & O M-53
ROUND ROOF BOX CAR

Notice the clean design and perfect construction of this model? It is typical of all Scale Model Railway Cars, that the model is hard to distinguish from the prototype! This particular model is a famous Baltimore and Ohio M-53, and makes a distinctive addition to anyone's layout!

Complete Kit $4.75



MILWAUKEE ROAD
STOCK CAR

Here is a realistic model of one of the most interesting subjects in model railroading! A very extensively used stock car! Everything is included in this kit $3.25



NEW YORK CENTRAL
CABOOSE

AN OLD TIMER. This caboose is a veteran of NEW YORK CENTRAL'S freight service. A perfect reproduction with full details and cupola.

Complete Kit $6.50

Caboose Kits Not Illustrated:

C&N.W. $6.50
B&O 6.50
Great Northern 6.50

BOX CARS AND REFRIGERATORS

Perfect models of renowned box cars and refrigerators! Everyone of these models should be on your rails!

Each of these kits consist of special wood and metal parts. As in all Scale Model Railways "O" Gauge Kits, everything is included, to enable you to produce a model exactly like the car you want.

★ ★ ★ Survey Parts

ERIE BOX CAR

The ERIE Railroad has hundreds of these box cars in service. Of course you'll want to build it, and add it as a distinctive touch to your railroad.

Complete Kit **$3.75**



CHICAGO AND NORTHWESTERN

This is the type of car that serves the great North West! Your layout will not be complete without it. Build this wonderful replica of Chicago and Northwestern's single sheathed box car.

Complete kit **$3.75**



READING BOX CAR

Still Another! One more car you must have. . . . This Reading double sheathed box car is certainly real! The door on the model in the picture is open, and shows you how authentic a Scale Railway Car model can be. It is hard to tell it apart from the real thing!

Complete kit **$3.75**



GREAT NORTHERN REFRIGERATOR

SPEED! Here is one of America's well known cars used for high speed service; in transportation of perishable foods. You will like this model, as it is different from the average refrigerator car.

Complete kit **$4.75**



Various Castings

FREIGHT CAR PARTS

(ALL PARTS ARE CASTINGS UNLESS OTHERWISE SPECIFIED)

1. Coupler pocket—ARA type .....pair .10
2. Coupler pocket—Commonwealth type .....pair .10
3. Poling sockets—pressed metal.....set of four .05
4. End sill-channel type, cast bronze.....pair .15
5. End sill—cast or plain type, cast bronze .....pair .15
6. Automobile car end door .....each .25
7. Auto car side door—Youngstown double door 12′, pr. .25
8. Auto car side door—Youngstown double door 10′, pr. .25
9. Box car side door—ARA or panel type .....pair .20
10. Box car side door—Youngstown corrugated type, pr. .20
11. Freight car end castings—plain corrugated ....pair .25
12. Freight car end castings—dreadnaught type ....pair .25
13. Freight car cast underframe—state for what car .. .40
14. Tank car dome for 8,000 gal. car .....each .20
15. Tank car dome for 10,000 gal. car .....each .20
16. Tank car underframe—cast bronze .....each .60
17. Flat car sides and ends—rivets and stake pockets cast on .....set .70
18. Flat car floor—milled wood for above castings, ea. .20
19. Refrigerator car ice bunker hatch lids .....set of 4 .20
20. Refrigerator car hinges—stamped .....set of 12 .25
21. Brake wheel—brass stamping .....each .05
22. Brake wheel—die cast type .....each .05
23. Ajax brake wheel and mounting—die cast .....set .15
24. Brake cylinder—cast aluminum .....each .05
25. Brake cylinder—die cast .....each .10
26. Brake cylinder and reservoir—for hopper car ..set .10
27. Couplers—Monarch die cast, dummy type ....pair .20
28. Couplers—Monarch die cast, full working type, top or bottom operated .....pair .60
29. Built up ladders—state size, no. of rungs, set of 4 .40
30. Depressed grab irons .....doz. .15
31. Regular type grab irons .....doz. .12

NOTE: Transfers can be furnish for most of the freight cars in our line. Write for prices.

TRUCKS AND WHEELS

(See other page for cut of trucks)

UNASSEMBLED PRICES

4F	Freight and Caboose, 4 wheel	.75
4P, 4T	Passenger and Tender, 4 wheel	1.00
6F, 6P, 6T	All 6-wheel trucks	1.25

WHEELS

Steel, 11-16″ or ¾″ or ⅞″ .....pair .15

Steel, 11-16″ or ¾″—insulated on one side .....pair .20
(One pair is 2 wheels on one axle)

NOTE: For assembled trucks with insulated wheels, add the difference of the wheel cost. Example: 4-wheel freight car trucks insulated is $1.35.

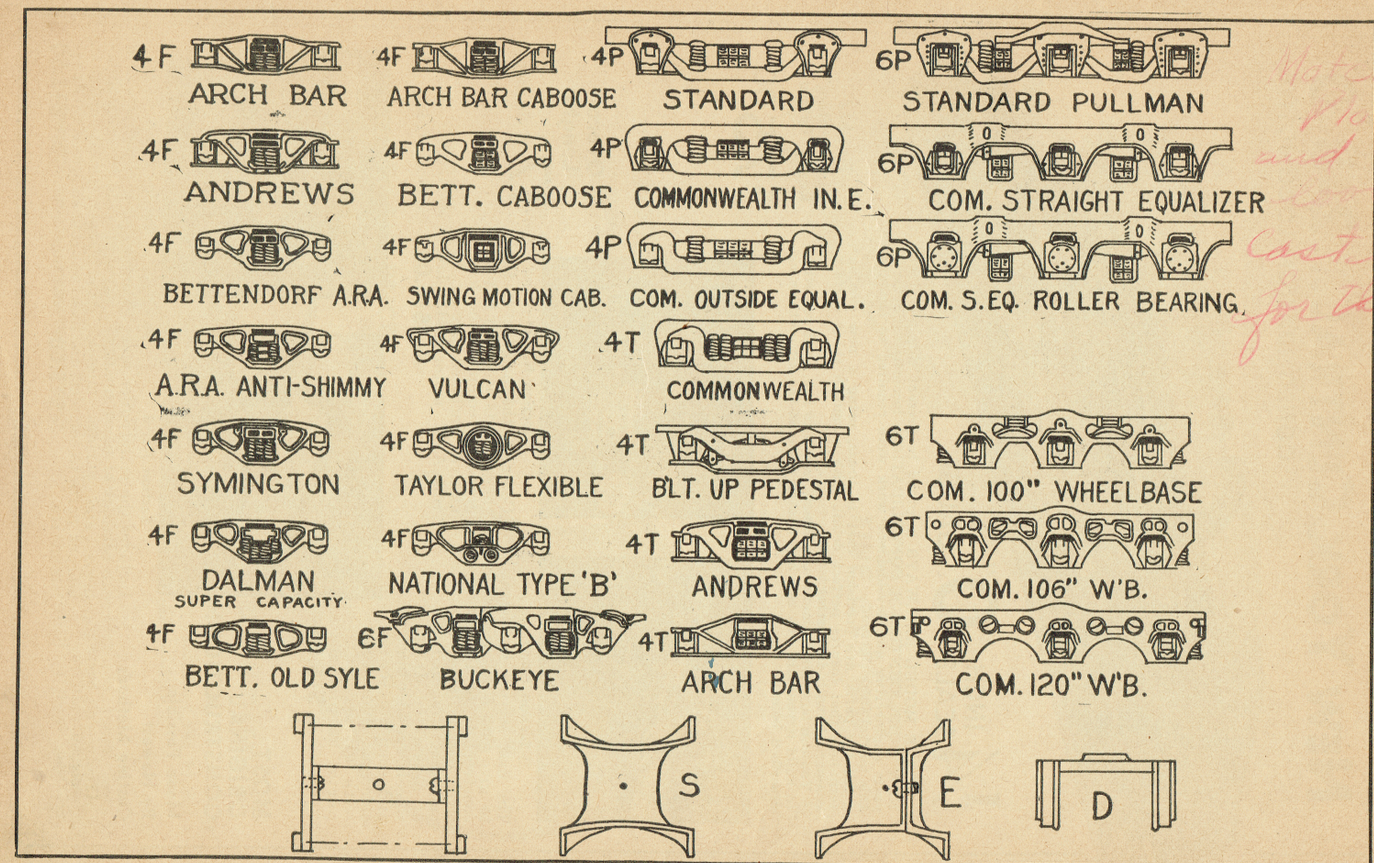

Match Plates and loose Casting for these

NEW YORK CENTRAL... 2-8-0

CONSOLIDATION LOCOMOTIVE



1/4 INCH SCALE "0" GAUGE

SCALE MODEL RAILWAYS is proud to present this model of NEW YORK CENTRAL'S CONSOLIDATION locomotive! Several years engineering and development work were required to produce this marvel in perfection.

All the parts are precision cast in brass, using a new casting technique that insures perfect detail, with a smooth shiny surface comparable with die casting!

You can buy this locomotive, complete, ready to run, or if you wish to build it yourself, you can buy one or more of the kit sections as described below.

Finished Locomotive Ready To Run

$75.00



Section No. 1

The first section is designed to give you a good start in construction of this locomotive. Kit includes, complete mainframe, four pairs of assembled drive wheels, cylinder block and complete set of side and main rods with all necessary parts, as pictured

$15.00



Section No. 2

Contains the balance of the chassis parts necessary to progressively complete the locomotive. Included are a 12 volt A. C. motor and relay.

$15.00

Overall Length

17 1/2 inches

MOST ORIGINAL CONSTRUCTION!

Made Possible By Newest Casting Methods

(You needn't buy a kit section until you are ready for it!)



Section No. 3

Includes the main boiler and cab castings of finest quality brass, and various miscellaneous parts to complete the locomotive.

$15.00



Section No. 4

Consists of a complete set of parts to build the Consolidation Tender. These parts too, are highest quality brass castings.

$12.50



A REAL FREIGHT HOG
(NOT TOO MODERN)

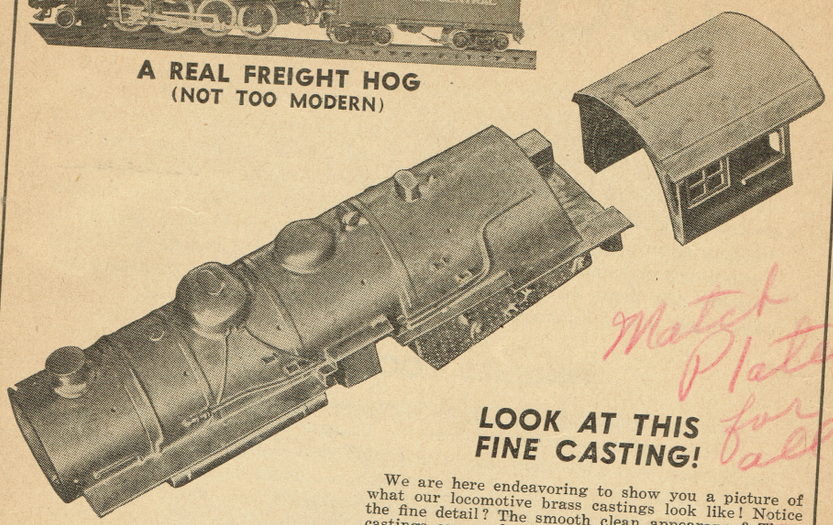

Match Plates for all

LOOK AT THIS FINE CASTING!

We are here endeavoring to show you a picture of what our locomotive brass castings look like! Notice the fine detail? The smooth clean appearance? These castings are produced through a special new process, by master craftsmen, skilled in turning out work comparable with pressure die castings!

Part of this 2-8-0 exeq. Mater

PROUD INDEED!

As you progress in the construction of your Consolidation Locomotive model, you will be proud indeed!

You will be thrilled, no end, by the realistic appearance your model will acquire, as you assemble with your own inimitable skill the Superb Scale Model Railway parts that come in your kit!



2-RAIL OR 3-RAIL
For A. C. or D. C. Operation

AT SAME PRICE!
MOST COMPLETE KIT EVER MADE!



THE FINEST IN CASTINGS

Comparable to the best die castings! But the Best Friend of the Model Builder—BRASS!

SIMPLICITY—Not too tough for the beginner! Yet it makes an engine every veteran will be proud of!

LOCOMOTIVES

WE HAVE one type of constructon and detail and that is what we think best for quarter inch scale. Among the chief constructional features is the one piece solid bronze main frame with as much detail as possible cast integral. This frame in connection with our silent worm drive and the largest standard motor the design will allow, assures long life, smooth and silent operation, and the ability to handle maximum tonnage. We do not equip our engines with lead ballast in the boiler unless specified. When this weight is added it will materially increase the draw bar pull. Draw bar pull is the correct measure for comparing model locomotives, not how many cars it will pull.

FINISHED LOCOMOTIVES

Our completed engines are masterpieces in detail and realism. Such details as profuse piping, cab interior fittings, staybolts and rivet heads on firebox and smokebox, and the exact rivet detail on tender tank is standard equipment on all our finished locomotives. Locomotives are always equipped with the proper injectors and feed water heaters according to the prototype. Jewelled marker lights are standard. Tender tank tops are removable from underframe. A finished engine comes to you painted and lettered according to actual railroad practice, or upon your request to suit the standards of your model railroad.

THE SPECIAL SETS

The most popular of our sets. The chassis is ready to run with a dummy valve gear. Boiler and cab are formed and have the rivet impressions. Tender is formed and has the rivet impressions. Paint, templates, and all material needed to complete are included. In short, the builder simply adds the details. A full working Baker valve gear, if order with the set, can be had for $5.00. A full working Walschaert valve gear if ordered with the set, can be had for $7.50.



Various Wooden Patterns for Old Head

PENNSYLVANIA 0-6-0 B-6sb



A fine little switching locomotive that will take a 3 ft. radius curve. It has an extra heavy tender which is fine for switching service where engine pushes train backing-up.

Set of Castings $12.50
Special Set $55.00
Finished Engine $75.00

INDIANA HARBOR BELT 0-8-0



A modern switching locomotive and one of the most powerful 0-8-0 types ever built. Our model is equipped with a complete working valve gear, including the transverse levers mounted forward for the third cylinder. The first tender truck is booster equipped. The model has a dummy arrangement with working side rods. The numerous moving parts make this one of the most interesting engines to model.

Special Set $79.50
Finished Engine $145.00

CHICAGO GREAT WESTERN, 2-8-0, G-4



This locomotive makes a fine type for the model road, as it looks well, pulling a short train. Even on the larger model "pikes" it makes an excellent type to haul the local freight, and can be used in switching service, as many of the real roads are using the 2-8-0 in switching service. The model can be built equally correct with either a pilot or switcher steps.

Set of Castings $14.00
Special Set $55.00
Finished Engine $77.50

NEW YORK CENTRAL 2-8-2, H-10b



Same as Page 107

This engine, along with the N. Y. C. 4-8-2, is the answer for N. Y. C. freight power. This model has a wealth of piping detail and the Elesco feed water heater on the smokebox front gives this engine a powerful appearance. Any 2-8-2 type is fine for the model road because of its ability to take fairly sharp curves.



Set of Castings . . . $15.00
Special Set $61.50
Finished Engine . . $92.50



United States Railroad Administration Heavy and Light MIKADOS

U.S.R.A. 2-8-2 LIGHT OR HEAVY

Set of Castings $15.00
Special Set $62.50
Finished $90.00

Both these engines have scale 63 in. drivers. Wheelbases are alike. The biggest difference being in the boiler size and fittings. Some railroads using these engines have made various changes, such as new tender trucks, addition of feed water equipment, etc. Either of these engines will fit into the picture on any model line, and are good engines for the "freelance" road. When ordering specify for what railroad you wish your model copied and we will supply the proper parts.

Some of the roads that have the light 2-8-2 are: Chicago & Eastern Illinois, Seaboard Air Line, Union Pacific, Toledo & Ohio Central, Grand Trunk in New England, Lehigh Valley, Nickle Plate, Chicago & Alton, Texas & Pacific, Southern, New York Central Systems, Grand Trunk Western, Rutland, Wabash, Oregon Short Line, Monon, Monongahela, Maine Central, Pennsylvania, West of Pittsburgh, Chicago Great Western, and Nashville, Chattanooga & St. Louis.

Some roads using the heavy Mikado are: Wheeling & Lake Erie, Central of New Jersey, The Milwaukee Road; Pittsburgh, McKeesport & Youghiogheny, Louisville & Nashville, Erie, El Paso & Southwestern; Elgin, Joliet & Eastern, Pittsburgh & Lake Erie, Great Northern, and Chicago, Minneapolis & Omaha.

ERIE 2-8-4, S-4



The prototype is the largest Berkshire type built to date. The model is an impressive sight, pulling a high-ball freight. The model is built like the Lima articulated trailer truck, to which the tender is coupled. We have modeled the S-4 which is the last group of this type purchased by the Erie in 1929. The Erie owns 105 of this type.

Set of Castings **$16.00**
Special Set **$66.50**
Finished Engine **$99.00**

WABASH 4-8-4, O-1



One of the largest 4-8-4 types built. This prototype pulls the fastest freight trains in the Central States between Detroit and St. Louis. The boiler has ample capacity for weight which gives great adhesion. This engine has very clean lines. The outstanding feature is the vestibule cab.

Set of Castings **$16.50**
Special Set **$85.00**
Finished Engine **$120.00**

TEXAS & PACIFIC 2-10-4, 11-d



The model shown was built for the T. & P. Ry. Co. for use at the Texas Centennial in 1936. The prototype is an oil burner of which there are 70 engines. The finished model comes with a full working Baker valve gear, even to the moving parts of the power reverse gear. The model is like the prototype with the Lima trailer truck coupled to the tender.

Set of Castings **$16.50**
Special Set **$99.50**
Finished Engine **$165.00**

Same as Page 107

PENNSYLVANIA 4-4-2, E-6-s

(Shown at right in photograph below)



The famous Atlantic type, with the latest type tender. Our frame for this engine has the trailer truck bearings and other elaborate detail. All pilots for our P. R. R. engines are built up around a cast bronze beam. Only by this method can a realistic P. R. R. pilot be built.

Set of Castings **$13.50**
Special Set **$56.00**
Finished Engine **$85.00**

ERIE 4-6-2, K-5



The model shown is a K-5. The Erie K-5-a is a more recent construction. The main difference being the Delta trailer truck combined with the Delta rear cradle. Erie engines No. 2916 and No. 2921 have been equipped with the "Box-Pok" drivers. We can supply parts for either the K-5 or the K-5-a and the "Box-Pok" drivers, if desired. These engines make a handsome appearance on a model line.

Set of Castings **$15.00**
Special Set **$58.50**
Finished Engine **$92.50**

ILLINOIS NORTHERN 4-6-0



This construction set includes more refined parts and more complete drawings than any other in our line. It is expressly designed for the beginner.

Set of Castings **$15.00**
Special Set **$45.00**
Finished Engine **$57.50**

Also used on Chicago Great Western.

CHICAGO & NORTH WESTERN 4-6-2, E-3

The Omaha Line

One of the most beautiful Pacific types ever designed. This engine is the most powerful 4-6-2 built to date. Many interesting features such as the welded tender construction, outside journal leading truck, etc. makes this an ideal type to model.

Set of Castings	$16.00
Special Set	$59.50
Finished Engine	$90.00

CHICAGO, MILWAUKEE, ST. PAUL & PACIFIC 4-6-4, F-6-a



Same as #9107

The standard heavy passenger of The Milwaukee Road. The prototype has a welded tender, thus the absence of rivet detail. It is a typical looking Baldwin locomotive and one of the biggest Hudson types ever built. The model castings are very well designed and the finished result is an excellent likeness of the big engine. The main frame has the air pump bracket cast on. The engine is complete in detail even to the train control box.

Set of Castings	$16.00
Special Set	$62.50
Finished Engine	$92.00

NEW YORK CENTRAL 4-6-4, J 1-d or J 1-e



The model shown is of the J 1-e. Most of the model railroaders are familiar with the famous Hudson. From the main frame to the smallest casting our parts are closer to scale than any other. Great care was taken in designing this engine correctly.

Set of Castings	$16.00
Special Set	$62.50
Finished Engine	$95.00

PENNSYLVANIA 4-8-2, M-1



A fine locomotive for the model Pennsylvania Railroad. A big engine capable of hauling your Broadway Limited, or the highball freight. Our model has the fully riveted tender which is the 21,000-gallon size, with Buckeye six-wheel tender trucks. The locomotive main frame is cast with elaborate detail which includes the back sheet, trailer truck bearings, buffer, etc.

Set of Castings **$16.00**
Special Set **$82.50**
Finished Set **$115.00**

NEW YORK CENTRAL 4-8-2, L-2-a



The model is of the N. Y. C. L. L-2-a, known as the Mohawk, with the Elesco feed water equipment. N. Y. C. 4-8-2 types with the Coffin feed water equipment and changes in piping can be had at the same prices. This engine, with the N. Y. C. 2-8-2, fills a long needed desire for N. Y. C. freight power. Its scale 69-in. drivers makes a speedy and powerful modern locomotive. We also have the Scullin disc drivers as used on engine No. 2726, if desired. This is a worthy mate to your Hudson.

Set of Castings **$16.00**
Special Set **$82.50**
Finished Engine **$118.50**

LIST OF AVAILABLE "TRANSFERS"—25¢ EACH

NYC single deck stock car
NYC double deck stock car
Milwaukee 50 ft. auto car
CGW 40 ft. box car
L&N Gondola
Great Northern exp. ref.
NYC exp. ref.
ART refrigerator
C&NW flat car
Erie depressed center flat car
Baby Ruth refrigerator
Southern 40 ft. box car
C&NW 40 ft. box car
Seaboard 40 ft. box car
Santa Fe 40 ft. box car
MP 40 ft. box car
UP 40 ft. box car
MKT 40 ft. auto car
T&P 40 ft. box car
NKP 40 ft. box car
MP exp. refrigerator
GTW 40 ft. auto car
PRR X-29 box car
PFE refrigerator
Great Northern 40 ft. box car
Reading 40 ft. box car
Erie 36 ft. box car
Transfers 25¢ per set

B & O STREAMLINER

Was custom built



Baltimore and Ohio's new "Streamliner" is the latest addition to Scale Model Railways' great line of models. Here is a model that is exactly to scale, "O" gauge, ¼ inch to the foot. This is just the thing you'll want, to put that modern touch to your railroad!

Consists of two units each with it's own individual power plant. Both bodies are formed. Power trucks are ready to run. Work on this model is extra easy, as complete parts and materials are furnished to enable you to build a perfect "Streamliner" model.

Special Set.....$85.00
Finished Ready to Run.....$135.00

REVISED LIST OF S. M. R. A. BLUEPRINTS IN ¼" SCALE

In addition to our well known scale line of blueprints, we are offering our prints which accompany the car construction sets. These prints are drawn to scale and show lettering and numbering and have numerous tips on what to use and how to use it.

REVISED LIST OF STANDARD SCALE BLUEPRINTS
LOCOMOTIVE PRINTS $1.00 EACH

O. L. & W.	4-8-4	1629	Q-3-A
TIMKEN	4-8-4	1111	
C. R. I. & P.	4-8-4	5001	R-67-B
WABASH	4-8-4	2910	O-1
L. V.	4-8-4	5200	T-2
S. P.	4-8-4	700	GS-1
C. & N. W.	4-8-4	3024	H
B. & O.	4-8-2	5500	T
P. R. R.	4-8-2	6813	M-1
N. Y. C.	4-8-2	2726	L-2-a
N. Y. C.	4-8-2	5275	J-1-d
C. M. St. P. & P.	4-8-2	6414	F-6-A
ERIE	4-8-2	2942	K-5-A
N. Y., N. H. & H.	4-8-2	1399	I-4
C. & N. W.	4-8-0	602	E-3
C. G. W.	4-8-0	504	E-6
P. R. R.	4-4-2	6056	E-6
T. & P.	2-10-4	660	I-1-D
ERIE	2-8-4	3399	S-4
ERIE	2-8-2	3024	N-1
N. Y. C.	2-8-2	340	H-10-b
C. G. W.	2-8-0	610	G-4
C. & N. W.	0-8-0	2640	M-4
P. R. R.	0-6-0	6356	B-6sb

CONSTRUCTION SET BLUEPRINTS
FREIGHT CAR AND CABOOSE
PRINTS, 15c EACH

ERIE 36' BOX CAR wood sheathed.
C. & N. W. BOX CAR single sheathed.
P. R. R. X-29 BOX CAR.
B. & O. and C. OF N. J. ARA 40T BOX CAR.
READING AND LEHIGH AND NEW ENGLAND ARA BOX.
M. K. T. 40' AUTO CAR single sheathed.
G. T. W. 40' AUTO CAR single sheathed.
C. M. St. P. & P. 50' AUTO CAR single sheathed.
CUDAHY (OLD DUTCH REFER).
M. D. T. REFER.
SWIFT REFER.
PACIFIC FRUIT EXPRESS (Shows S. P., U. P. or W. P.)
FRUIT GROWERS EXPRESS 40'.
SANTA FE REFER.
C. M. St. P. & P. STOCK CAR.
L. & N. STEEL GONDOLA.
ROCK ISLAND COMPOSITE GOND'A.
GREAT NORTHERN EXPRESS REFRIGERATOR.

FREIGHT CAR AND CABOOSE
BLUEPRINTS, CONTINUED
PRINTS, 15c EACH

L. & N. and B. & M. FLAT CAR.
N. Y. C. CABOOSE.
GREAT NORTHERN CABOOSE.
FREE LANCE 4-WHEEL CABOOSE.
C. C. C. & ST. L. 55T HOPPER (U. S. R. A.).

GAS ELECTRIC CAR
ST. LOUIS TYPE, 75c.

CONSTRUCTION HINT BLUEPRINTS
Hints on Superstructure and Tender.....50c
Hints on Passenger Car construction.....25c
Hints on Tank Car construction.....15c

1/4" SCALE MODEL LOCOMOTIVE CASTINGS

NOTES:
BU—Built up.
NU—Not used
*—Being USRA these vary according to railroad
**—These parts on cast boiler for CGW 4-6-0, $2.50

Prices on machined cylinder blocks and frames on request.

Pennsylvania 0-6-0, B-6sb	Chicago Great Western 2-8-0, C-4	New York Central 2-8-2, H-10-B	U. S. R. A. Light 2-8-2,	U. S. R. A. Heavy 2-8-2,	Erie 2-8-4, S-4	T. & P. 2-10-4, I-1-D or C. G. W. 2-10-4, T	Pennsylvania 4-4-2, E-6s	Chicago Great Western 4-6-0, E-6	Chicago & North Western 4-6-2, E-3	Erie 4-6-2, K-5 or K-5-A	C. M. St. P. & P. 4-6-4, F-6-A	New York Central 4-6-4, J-1-D or E	Pennsylvania 4-8-2, M-1	New York Central 4-8-2, L-2-A	Wabash 4-8-4, O-1	
2.25	2.50	2.50	2.50	2.50	2.50	2.50	2.25	2.25	2.50	2.50	2.50	2.50	2.50	2.50	2.50	Main Frame
1.50	1.50	1.75	1.50	1.50	1.75	1.75	1.50	1.50	1.50	1.50	1.75	1.75	1.75	1.75	1.75	Cylinder Block
.90	1.20	1.20	1.20	1.20	1.20	1.50	.60	.90	.90	.90	.90	.90	1.20	1.20	1.20	Drive Wheels
.25	1.25	.25	1.25	1.25	1.25	1.25	1.50	.90	1.50	1.50	1.25	1.50	1.50	.50	1.25	Pilot (Cast Detail)
.30	.25	.25	.25	.25	.25	.25	.25	1.25	.25	.25	.25	1.50	.25	.25	.25	Guide Yoke
.20	.20	.20	.25	.20	.20	.20	.20	.20	.20	.20	.20	.20	.20	.20	.20	Cross Heads
1.00	1.00	1.00	1.00	1.00	.50	1.50	1.00	1.00	1.00	1.00	1.00	1.00	1.00	1.00	1.00	Side & Main Rods
NU	NU	.25	.25	.75	NU	NU	BU	BU	BU	BU	BU	BU	BU	BU	.90	Leading Truck
NU	.30	.25	.25	.75	.25	.25	.25	.20	.60	.20	.20	.20	.25	.25	.30	Trailing Truck
NU	NU	.25	.50	.25	.50	.25	.25	.20	.20	.20	.25	.25	.25	.25	NU	Booster Engine
.50	.50	.50	.50	.50	.50	.50	.50	.25	.60	.60	.90	.90	.60	.60	.50	Smoke Box Front
.25	.25	.25	.25	.25	.25	.25	.25	.25	.90	.60	.90	.90	.60	.60	.25	Stack
.25	.25	.25	.25	.25	.25	.25	.25	.25	.25	.25	.25	.25	.25	.25	.25	Sand Box
.25	.25	.25	.25	.25	.25	.25	.25	.25	.25	.25	.25	.25	.25	.25	.25	Steam Dome
.25	.25	.25	.25	.25	.25	.25	.25	.25	.25	.25	.25	.25	.25	.25	NU	Safety Valve Casing
NU	.25	.25	.25	.25	.25	.25	.25	.25	.25	.25	.25	.25	.25	.25	.25	Backhead
.25	NU	.25	.25	.25	.25	.25	.25	.25	.25	.25	.25	.25	.25	.25	.25	Cab Back and Front
.25	.25	.25	.25	.25	.25	.25	.25	.25	.25	.25	.25	.25	.25	.25	.25	Feed Water Equipment
.25	.25	.25	.25	.25	.25	.25	.25	.25	.25	.25	.25	.25	.25	.25	.25	Air Pumps
.25	.40	.35	.25	.25	.25	.25	.25	.25	.25	.25	.25	.25	.25	.25	.25	Headlite
.40	.40	.60	.40	.40	.40	.30	.25	.25	.25	.25	.25	.25	.25	.25	.25	Stoker Engine
2.50	2.00	.40	.60	.60	.60	.40	.40	.60	.30	.30	.30	.25	.25	.25	.25	Power Reverse
.60	.30	.30	1.50	1.50	2.00	2.00	2.00	2.25	.30	.40	.60	.30	.35	.25	.25	Generator
			BU	.30	.30	.50	.30	.40	2.00	2.50	2.50	2.50	.60	.30	.30	Manhole Cover
									2.00	2.50	2.50	2.50	.60	.60	.60	Tender Trucks
									BU	.40	.30	.50	2.00	2.00	2.00	Tender Frame and Beam
													.40	.40	.40	Tender Steps

Price on Tender Frame for P. R. R. 0-6-0 includes a special casting for the tender top. Steps on slope cast integral.

STANDARD LOCOMOTIVE PARTS

	Each
Air Brake Cylinder for Tenders and Locomotive	.25
Air Pump 8½" Cross Compound	.30
Air Pump 9½" Single Cylinder	.25
Booster Engine	.25
Coffin Feed Water Heater Centrifugal Pump	.25
Elesco Feed Water Heater for front mounting (cast brackets)	.25
Elesco Feed Water Heater, brass turning for inside of top smoke-box mounting	.50
Elesco Feed Water Pump, type CF-1	.25
Elesco Feed Water Centrifugal Pump	.25
Worthington Feed Water Heater and Pump, type B-L as on Erie 2-8-4	.30
Worthington Hot Water Feed Pump, 5-S as on C.-& N. W. 4-8-4, etc.	.25
Worthington Feed Water Heater, type 5-S to go with above pump	.25
Worthington Feed Water Heater, type 5-S to go with above pump and heater	.25
Generator Standard K-2 Pyle-National	.25
Generator Standard MD-6 Train Control Type Pyle-National	.25
Generator Type M as used on C. M St. P. & P. 4-6-4 Pyle Nat'l	.25
Headlight Casting Pyle-National Drum Type	.25
Headlight Casting Pyle-National Cast Type	.25

(Note: Both of the above castings come with the 30° side number casings as on the C. B. & Q. 4-6-4. The builder can file these flat to simulate the standard type as on the Erie 4-6-2, etc.)

Injector Non-Lifting Type	.15
Injector Lifting Type	.15
Stoker Engine Standard Type BK (2 cylinder)	.25
Stoker Engine Duplex Type (single cylinder)	.25
Reverse Gear Alco Type E	.25
Reverse Gear Barco Type	.25
Reverse Gear Franklin Precision Type as used on N. Y. C. 4-6-4	.25

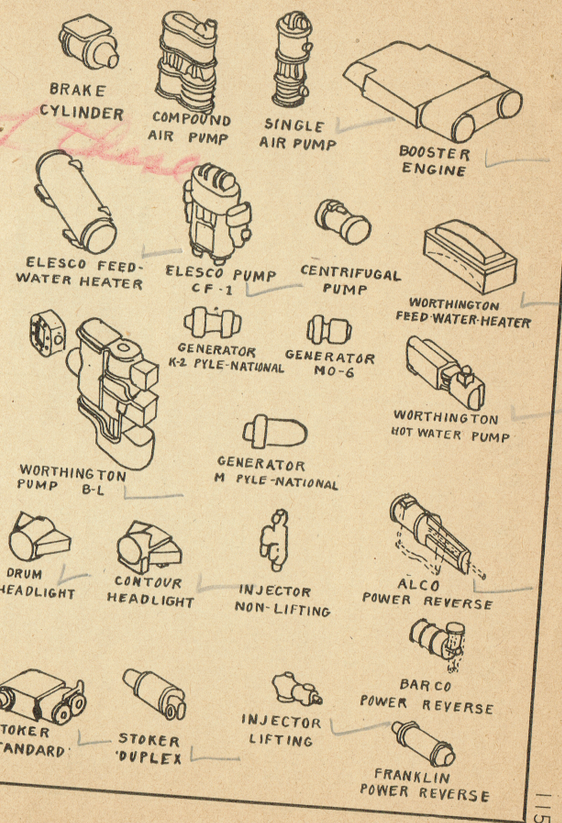

LOCOMOTIVE PARTS (NOT CASTINGS)

Bell-mounted in hanger, ready for mounting....each	.50
Bell hanger for mounting on front of smokebox..each	.25
Bell hanger for top mounting .....each	.25
Bell-turned brass .....each	.15
Flag holder for pilot beam.pair	.10
Handrail posts-three heights: 1-8", 5-32", 7-32" .....doz.	.35
Lamp-Loco classification Dressel type 2 green foils, pr.	.50
Lamp-Loco classification Dressel type 2 white foils, pr.	.50
Lamp-Loco classification Hadlan type 2 green foils .....pr.	.50
Lamp-Loco classification Hadlan type 2 white foils .....pr.	.50
Lamp-Loco classification P. R. R. type 2 green foils .....pr.	.50
Lamp-Loco classification P. R. R. type 2 white foils .....pr.	.50
Lamp-Loco Tender marker P. R. R. 2 red & 2 yellow.pr.	.75
Safety Valve-Coale type "D" .....each	.10
Safety Valve-Crosby type HE-601 .....each	.10
Shoulder screws-Hex. head ⅛" dia. ⅛" long.....each	.05
Shoulder screws-Hex. head ⅛" dia. ¼" long.....each	.08
Third Rail Shoes-Flexible type, most satisfactory yet developed .....pair	.75
Whistle-P. R. R. Chime..each	.15
Whistle-Baldwin type ...each	.10
Whistle-Nathan 5 Chime..each	.50

STANDARD MOTORS

No. 1—2 1-16" long .....each	$3.00
No.2—2½" long .....each	4.00
No. 3—13-16" long .....each	5.00
No. 4—All three sizes are 1 13-16" high and 2" wide	6.00

CAST IRON DRIVE WHEELS

We have over thirty (30) types of drive wheel castings ranging from scale 51" to 80". These are cast with various sizes and types of counterbalances and have a chucking lug on rear of casting. These are sold only in sets of 4, 6, 8 and 10. Always state for what type locomotive these are intended.

Castings .....15 cents each

MACHINED DRIVERS

Finished drive wheels, one wheel on axle, holes for crank pins drilled and tapped and rod pins included, $2.00 per pair, 3-rail; $3.00 per pair, 2-rail.

WORMS AND GEARS FOR LOCOMOTIVE DRIVE

The steel worm is ¾" long, with 3-16" hole and worm gear is laminated bakelite with 3-8" hole and 3-16" face. Regardless of ratio, centers are always ¾". The following ratios may be had: 10:1, 12:1, 14:1, 16:1, 18:1, 20:1, 21:1, 24:1 and 30:1. This can be considered a full line of gears for use in ¼" scale locomotives.

Worm and Worm Gear Set.$1.25
Bushing mounted on above gear .....25c extra
(State axle diameter.)
Ball thrust bearing..... .45

All NYC engines are being relettered as fast as they come into the shops. We have the new style transfers. Keep your engine up to date. .....Set .40
State Type.

Machined drive wheels....each .75
Axle & Quartering Holes Drilled.
State size desired.

SKYLINE Building Models

Skyline models are tops in miniature railroad scenery for all popular gauges. They are authentic true-to-life replicas of railroad and village buildings, scaled right from architects' blueprints. Each jam-packed with realistic detail. Easy and quick to assemble. All parts decorated and die-cut to size.



Top row 637 636 626 631 611
Bottom row 621 616 638 605 604 601

O-GAUGE KITS

No. 601—**Suburban residence.** 7" x 8¼" x 6¼". **75c**

No. 604—**Brick farm or country home.** 8" x 6¼" x 6¾" **75c**

No. 605—**Cottage.** 8½" x 6¾" x 6" **75c**

No. 611—**Fire house.** 7" x 8¾" x 8" **75c**

No. 616—**Garage.** Transparent skylight. 9" x 10½" x 4½" **75c**

No. 621—**Authentic branch line station.** 11⅞" x 7⅞" x 5½" **$1.00**

No. 626—**Church.** 8" x 11½" x 16¾". **$1.50**

No. 631—**High School.** 13¾" x 8½" x 9½". **$1.50**

No. 636—**Factory.** 20" x 8" x 13¼" **$2.00**

No. 637—**Freight station.** 16¾" x 9" x 8"....**$2.00**

No. 638—**Interlocking Tower.** 5½" x 6¼" x 6¾" **75c**

HO-OO GAUGE KITS

No. 650—**Interlocking Tower and Tool House.** 4½" x 8" x 4⅞"..**50c**

No. 651—**Water Tower Group.** 6½" x 7¾" x 6¼" **75c**

No. 652—**Passenger Station.** 6½" x 10¾" x 4¼" **75c**

No. 653—**Freight Station.** 6" x 10¾" x 4¼" **75c**

No. 654—**Engine House.** 7¼" x 18¼" x 5¼" **$1.50**



652 654 653 650 651

New! MODELS OF AMERICA'S HISTORIC SHRINES

No. 655—**Independence Hall.** 4¾" x 6¾" x 9" **75c**

No. 656—**Washington's Headquarters at Valley Forge.** 5" x 8¼" x 4½" **75c**

No. 657—**Mount Vernon.** 7½" x 13" x 7" **$1.50**

No. 658—**Betsy Ross House.** 2⅜" x 7" x 4¾" **50c**



657 655 658 656

MEGOW'S

MIDGET RACERS



BUILD THIS DIRT TRACK RACER MODEL!

Scale 1 inch = 1 foot. Length 9¼"

The phenomenal success, during the past few years, of midget auto racing has prompted us to model this authentic dirt track racer.

The prototype of this model has been known to race around the ⅕ mile oval attaining speeds close to 70 miles per hour. In reducing this "roaring doodle bug" there has been no sacrifice of detail or realism. The leaf springs, tie rod, drag link, struts, and all of the minute parts which play such an important part in the mechanical operation of the car, are all reproduced with extreme accuracy. No knowledge of automotive construction is necessary in building this model, for the plan and instructions are clear and concise, so that any one can add this colorful midget to their model collection.

Kit No. W-1

Complete 25c

Note: These models are strictly exhibition scale, therefore do not operate.



JUST OUT!

Another New Racer!

An exact scale model similar to the above type, but on a smaller scale

Here is your chance to build a whole fleet of race car models. If you wish you can use our kits and paint on your own color schemes, numerals, etc., and even make changes in its body design, to give some of the models, your own individuality! Here is what some race fans do:—Build a small incline several feet high and hold their own "soap box derbies." There's lots of fun, building racer models!

Scale ½" = 1 ft.

Length—5½" inches

Kit No. W-2

Complete 10c

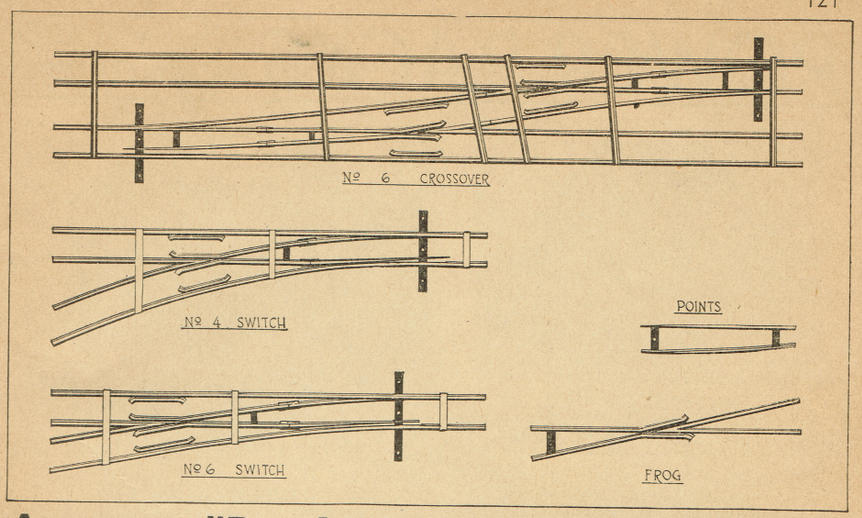

Accurate "Ready-to-Lay" "HO" Switches!

Fully insulated for 2-Rail Operation. These switches are complete in every way and will match any type HO track. They are built in precision jigs insuring accurate operation. Can be laid on both fiber and wood ties, according to your requirements. Every switch is factory tested and will operate with any true scale equipment. Insulated for two-rail. Precision milled blades to a thin edge to insure close fitting points. Our side rails are not filed into rail head, eliminating derailments.

No. 6 Right Hand (completely finished ready to use)..$1.50
No. 6 Left Hand (completely finished ready to use).. 1.50
WYE Switch (completely finished ready to use).... 1.50

Yard Switches—or short radius switches

No. 4 Right Hand (completely finished ready to use).. 1.50
No. 4 Left Hand (completely finished ready to use).. 1.50

Kit Parts Milled, soldered and shaped ready to install

No. 6 Right or Left Switch..... 1.00
No. 4 Right or Left Switch..... 1.00
WYE Switch 1.00
Frogs—Built up of brass rail (finished)..... .40
Points—Built up of brass rail (finished)..... .35

CROSSOVERS**

Built up as one unit, ready to spike down. Accurate!
No. 6 Right Hand (finished)..... 3.50
No. 6 Left Hand (finished)..... 3.50



MEGOW "HO" TREES

Specially hand prepared and chemically treated to give long life. Will not dry out. Megow "HO" trees are carefully sorted and are faithful reproductions of actual trees! The trunk and branch formations are authentic to the last detail. Special stand can readily be removed prior to installation on your layout. **Each 10c**



NEW MEGOW "PICKET" FENCE

Scoop! Another Headliner!

Megow is the first one out with this specially designed "HO" Picket fence! Beautifully made from white fibre. All you have to do is to locate a few small toothpick fence posts on your layout, and cement the new fence to these.

Per foot 8c

POWER PACKS FOR "HO" AND "O" GAUGES



SUPERPAK No. 106

Provides DIRECT CURRENT to operate four H-O gauge locomotives continuously and eight or more for short periods without damage. Provides 6v. ALTERNATING CURRENT at currents up to 5 amps. for auxiliaries. **$7.50**



SUPERPAK No. 3-0

A twelve volt DIRECT CURRENT Pack designed to operate three O gauge locomotives continuously and will handle six or more for short periods if required. Also supplies 6v. ALTERNATING CURRENT for auxiliaries using up to 3 amps A.C.

$15.00



REVERSING RECTIFIER

A four section bridge type dry disc rectifier with insulated stud. May be mounted on metal without danger of shorting. Provides remote reversing for either 2 or 3 rail operation. Rectifier action forces current to flow in one direction only through output terminals regardless of polarity of input. Since field current is always in some direction reversing polarity of rails reverses current in armature only and thus gives remote reversing. Furnished in two sizes.

FOR NO. 1 or 2 MOTORS R-8 $2.25
FOR NO. 3 or 4 MOTORS R-12 $3.00

SUPERPAK No. 6-0

A twelve volt DIRECT CURRENT Pack for heavy duty. Operates six O gauge locomotives continuously with intermittent capacity for twelve. Also supplies 6v. at 5 amps. for auxiliaries.

$22.00

A Word About Power Packs

Direct current for locomotive propulsion is the last word for efficiency, control, and signalling. This line of direct current power packs is designed expressly for the purpose of miniature train operation and is thus able to meet the requirements for continuous drain that are so important.

D.C. has long been recognized as the ideal type for best operation, but heretofore the high cost of a good D.C. power source such as wet batteries or motor generators has been prohibitive, to say nothing of the cost and bother of maintenance.

Because of all these things, we are mighty proud to offer a complete line of units for both "O" and "HO" Gauges, that will supply DIRECT CURRENT right from your alternating current light socket. And—this at low cost and without maintenance expense.

The SUPERPAK is the only power pack designed to give satisfactory performances with line voltages as low as 90v. but at the same time give an adequate margin of safety on line voltages ranging as high as 130v. It is only because the very best possible rectifiers are purchased and then from any group purchased only those that come up to the rigid standards of low loss and ability to withstand high voltages and currents. All rectifiers that fail to meet these standards are consigned to other uses where operation will not be so continuous and the steady flow of power required for locomotives is not needed.

If you could see the care that is used in preparing the SUPERPAK, you would readily recognize why the leading supporters of D.C. operation are choosing without exception —SUPERPAK—. Things that the average model railroader has never heard of, such as proper aging of the rectifier, through impregnation of both transformer and rectifier to prevent damage by dampness, careful testing over the entire range of line voltages from 90 to 130, checking of actual D.C. delivered at the terminals and the auxiliary A.C. output, are all mighty important in building this ideal power source for D.C. operation. A little thing like the high quality 6 foot line cord can be mighty important from the standpoint of trouble free service and like all other components only the best has been chosen for SUPERPAK.

Here is your power supply—D.C. for propulsion, A.C. for switch machines and other auxiliaries—all at low cost. Look into D.C. operation with SUPERPAK—today.



SWITCH MACHINE

The new MEGOW switch machine is improved in every respect. Heavy wire wound on a new non-warping form provides plenty of power to operate switches either direct or through rod and lever connection at a distance thus adding realism to the layout. The form on which the wire is wound is designed to eliminate both friction and warping thus leaving more power to operate the switch. Normal operating voltage is six volts either A.C. or D.C. but voltages up to thirty volts may be used without damage if more power is required. The switch actuating bar extends both front and rear so that a contact pile-up can be operated

SWITCH MACHINES $1.25 **CONTACTS $0.25**

CONTACTS

The contact pile-up illustrated is a single pole double throw switch mounted on an angle bracket at just the correct height to be engaged by switch bar on the switch machine. The contacts will carry and break five amperes. This is sufficient to handle the locomotives on the turnout and eliminates trouble due to poor connection at the switch points. The contacts can also be used to light pilot lights on the control board to indicate the condition of switches. If desired two sets can be used, one on either side of the switch bar.

MEGOW "HO" CARS

REFRIGERATORS NOW OFFERED UNDER A NEW PLAN!

REFRIGERATOR CAR BODY KITS
(Complete with all fittings less car Sides and Trucks) **20c**

CAR SIDES (extra) Per Set—5¢
TRUCKS (extra) Per Pair Set of Parts—30¢



CAR SIDES AVAILABLE AT 5 CENTS PER SET

Q1 American Ref. Transit
Q2 Armour Ref. Car
Q3 Fruit Growers Exp.
Q4 Hunter Packing Co.
Q5 Kahn's Sons' Ref.
Q6 Krey Packing Co.
Q7 M.K.T. Ref. Car
Q8 M.U.N.X. Ref. Car
Q9 North American Despatch
Q10 Northern Ref. Car
Q11 Northern Pacific Ref.
Q12 Western Fruit Exp.
Q13 Pacific Fruit Exp.
Q14 Santa Fe Ref. Car
Q15 Swift Refrigerator
Q16 Union Ref. Transit
Q17 Northwestern Ref. Line
Q18 Green Bay & Western
Q19 Merchants Despatch (M.D.T.)
Q20 Lackawanna Ref.

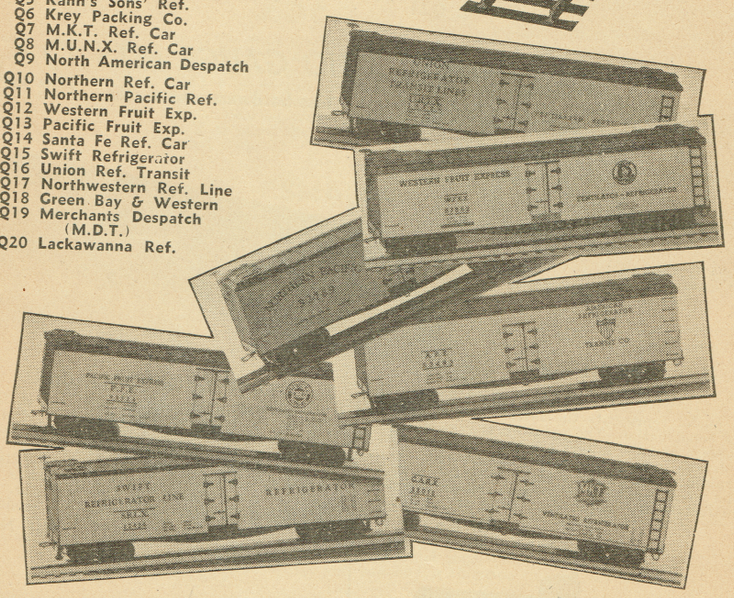



Try one pair, and you'll buy a dozen! Megow Trucks are available in "kit" form as well as assembled.

Complete parts, per pair 30c **Assembled, per pair.. 45c**

NEW & IMPROVED!

Megow "HO" Freight Trucks

WITH BRASS INSULATED WHEELS

Megow does it again! Here is a sensational new freight truck that conforms fully to N.M.R.A. standards! Featuring—

Die Cast Bolster
Insulated Brass Wheels
Die Cast Sides
"Needle Bearing" Axles!

TRUCK PARTS PRICE LIST

Axle ..... 2c ea.	Bushing ..... 2c ea.
Side Frame ..... 1c ea.	Wheels ..... 2c ea.
Bolster ..... 1c ea.	Set of Wheels & Axle.. 10c
Wheels Bushed for 2 rail 5c	



B. & O. CABOOSE

This model is one of the most finely detailed HO Gauge Caboose Cars. Printing is scale size and the right style letters are used. The construction of this car is hollow, so a light may be installed if desired. This kit is complete since it contains wood parts cut to size and all materials to build a model that you will be proud to own.

Kit No. Q21



B. & O. HOPPER CAR

Above is pictured what may appear to be just another HO Gauge Hopper Car. This is not so, for, despite its small size, a wealth of detail is incorporated in this model.

A special feature in this kit is the printed sides and ends. The printing is reproduced in the scale height, and the right style of lettering is used. Every tiny detail is present, even to the small raised rivets. This kit is complete in every way with wood parts cut to size and all necessary materials to build a fine model.

Kit No. Q22

HO GAUGE KITS 25c

less hardware and trucks



B. & O. WAGON TOP BOX CAR

This model represents the latest type of steel box car construction. The printing is reproduced in scale size and the letters are the correct style. Small details have not been neglected; even the small raised rivets on the sides and top are present. The wood parts are cut to size and all necessary materials are included to build the model.

Kit No. Q24

B. & O. GONDOLA CAR

Gondola cars are quite large, even in HO size. The one pictured above measures 6⅜" over end sills. Because of this, gondola cars are very popular to haul realistic loads. As can be seen in the photograph, details are not lacking. This model is one of the easiest HO models to build and is recommended for the beginner. The kit includes everything to build a fine model.

Kit No. Q23



GULF TANK CAR

At last, an authentic HO gauge tank car for a nominal price. The kit includes a turned tank and dome and all necessary parts for the model. You will find this an interesting model to build as it is different from the ordinary car. A model of this type will add color and distinction to your layout.

Kit No. Q25



SOUTHERN PACIFIC BOX CAR

The photograph above shows a model built to conform to the conventional steel type construction of box cars. The printed sides are well detailed with raised rivets and scale lettering. You will notice that this car has dreadnaught ends and doors. These are already formed from sheet metal and the kit is complete in every way.

Kit No. Q26

HO EQUIPMENT



COMBINATION STATION

KIT NO. P1 **25c**

Here's a model that's bound to put life into your layout, an exact replica of a modern small town station. A completely new type of all wood construction is used. Shingled roof, clapboard sides and sliding freight doors all add their necessary touch of realism. It is a model you should be proud to build and display on your railroad layout.

FREIGHT HOUSE

KIT NO. P2 **25c**

The freight house is one of the most essential models on every layout. This model will dress up your sidings and give them color and realism. A large loading platform surrounds the rear of the house and provides for you a place to model some loading activity. The freight floor matches up with the car floor in typical railroad fashion. Scaled from a B & O plan, the details have been followed out to the last inch.





SMALL COMBINATION STATION

KIT NO. P3 **25c**

At last! An exact scale model of one of railroad's most modern combination stations. It's real small, just 4" long and packed with a wealth of detail. All wood construction with printed celluloid windows makes this a kit of high specialty at a low price.

The sliding freight doors, shingled roof and clapboard sides are all included in this model. Everything to build a smaller station for a small town.



INTERLOCKING TOWER

KIT NO. P4 **25c**

This is a photograph of our Interlocking Tower model in HO gauge. Note the fine detail which has been used to simulate each part. The prototype of this model is a typical modern tower which you might find in the freight yard nearest your home.

The kit is fairly simple to build and comes complete in every detail. Its all wood construction makes up a very sturdy model that you can add with pride to your layout.

WATER TANK

KIT NO. P5

A water tank does not play any part in the operation of a model railroad, but it certainly adds a pictorial effect to it that cannot be beaten. This model, which is built to exact scale, represents the type of water tank that you see on almost every railroad. It stands 6" high and is complete even to the water gauge, working spout mechanism and pump house. A clear plan and simplified construction enables you to assemble this model in no time at all. Much care has been taken by us to produce a fine model of a fine prototype.



All photos are of actual size HO gauge models!

LOTS OF FUN IN A SMALL SPACE!

HO EQUIPMENT



SIGNAL BRIDGE

KIT NO. P6 **25c**

Signal bridges are seen on every railroad. This model is complete in every detail with angles, gusset plates, relay box and any number of other details. Built entirely of wood and sheet brass this bridge can be used on 2, 3 or 4 track right of ways. The plans are clear and concise so that even the most inexperienced builder may construct it in a very short time. The kit is complete in every way with all the necessary materials to build this fine model.



American Flyer Locomotive

LOCOMOTIVE AND TENDER No. HO-200—14" long. Locomotive—14 wheels. 4-6-4 type. Die cast with regulation appointments. Lucite beaming headlight. Six drive wheels, four with brass flanges, with realistic eccentric arm triple action piston rods, side rods and connecting rods. Four wheel pony truck and four wheel booster truck. Tender—die cast. Bunker type with imitation coal. Double trucks, 12 wheels. **$1.00**

SHEET METAL STOCK

Megow's continuously carries in stock a full supply of metal strip, suitable for all kinds of model airplane, boat and railroad work. Stocked in 12 inch and 36 inch lengths only!

Size	Material	Price per ft.	3 feet
.003 x 2 7/8"	Steel (Dead Soft)	6¢	15¢
.003 x 2 7/8"	Brass " "	6¢	15¢
.003 x 1/8"	Brass (Spring)	4¢	10¢
.005 x 7/8"	Steel (Hard Temper)	4¢	10¢
.005 x 1"	Steel " "	4¢	10¢
.008 x 11/32"	Steel " "	4¢	10¢
.010 x 1"	Steel " "	4¢	10¢
.012 x 5/32"	Steel " "	4¢	10¢
.012 x 7/32"	Steel " "	4¢	10¢
.012 x 17/64"	Steel " "	4¢	10¢
.012 x 7/16"	Steel " "	4¢	10¢
.012 x 7/8"	Steel " "	4¢	10¢
.012 x 2"	Steel " "	6¢	15¢
.012 x 3"	Steel " "	8¢	20¢
.020 x 5/16"	Steel (Soft Temper)	4¢	10¢
.025 x 3/8"	Steel " "	4¢	10¢
.031 x 1/4"	Steel " "	4¢	10¢
.031 x 1 13/16"	Steel " "	8¢	20¢
.012 x 7/32"	Brass (Half Hard)	4¢	10¢
.031 x 1/4"	Brass " "	4¢	10¢

HO "TANK CAR DOME"



A fully detailed tank car dome is a little difficult to make for your model. This high quality die casting is well worth double the price.

Each ..... 25¢

HO "TELEGRAPH CROSS ARMS"

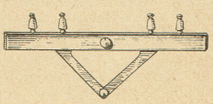

No layout is complete without telegraph poles, wires, etc. Use these die cast "cross arms."

Dozen ..... 40¢

MARKER LIGHTS



Completely finished with set in colored glass reflectors. These marker lights are "perfect"!

HO gauge size ..... 35¢ pair

O gauge size ..... 35¢ pair



HO DIAPHRAGMS

Realistically made and to exact scale, for use on detailed HO passenger cars! These diaphragms are the real thing!

Per card of two .....30¢



SWITCH STANDS



Complete! Ready to install!

These wonderfully made accessories are fabricated of metal and painted, will add that realistic touch, so necessary to any good model layout!

HO gauge size, 50¢ each

O gauge size, $1.25 each

Page 127

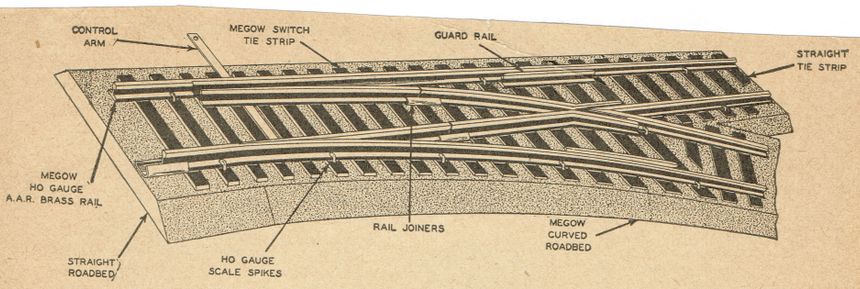

Illustration Shows How a Realistic Track Can Be Laid Using Megow's True to Scale Materials

BUILD — PERMANENTLY REALISTIC TRACK LAYOUTS!



READY LAID FIBRE TIES

12" Lengths .....@ 4¢
100 ft. coil $3.25

For immediate use on straight track sections! To use for curves, cut with scissors as shown on one side only and spread fanwise.



Actual Size





READY LAID SWITCH TIES

For one switch @ 10¢

HO SPIKES



Per package (1000) .....
O gauge spikes, ¼ lb. .....35¢

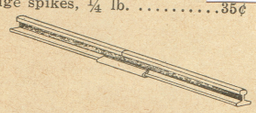



RAIL JOINERS (Sleeves)

Made of Brass

Doz. .....10¢ 100 .....75¢

THIRD RAIL



3/64" Sq. Brass

36" Length .....5¢
99 Feet $1.80

PRINTED SIDES

Available for all Megow HO car models. Sufficient printed matter to make one car .....05"





Section

A. A. R. BRASS RAIL HO

The BEST—Real Scale Rail you can buy for HO Gauge. In 36" lengths only.

36" Length .....12¢
99 Feet $2.50
"O" Gauge Brass Rail .....8¢ per ft.
Special 99 ft. $6.00

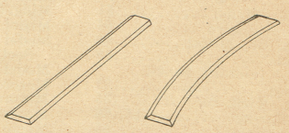

ROADBED BOARD

¼" Thick Basswood

Straight Roadbed 18" long.....@ 15¢
Curved Roadbed ⅛ of a circle of 24" radius .....@
This is the real way to start your track layout. Driving spikes is made extremely easy.



Actual Size Section



MEGOW'S TRACK GAUGE

Each .....10¢

On curved sections, lay outside rail first; then put both notches of the gauge on this rail. This automatically gives correct wider spacing for curves.



In Use

AND MATERIALS FOR YOUR LAYOUT!

Prices Subject to Change Without Notice!

A

A.B.C. Handbook 37
Air Youth of America 6, 7
Air Wheels 66
Aircraft Dope 34
Aircraft Plywood 68
Airplane Models .....1 to 29
Aluminum Angle 68
Aluminum Cowls 69, 36
Aluminum Rivets 68
Aluminum Sheet 68
Aluminum Tubing 38
American Juniors 43, 44
Atom Engine 59
Autogiro (Captive) 64

B

Ball Bearing Washers 38
Balsa Cowls 39
Balsa (Gas Model) 69
Balsa Propellers 39
Balsa Wood .....30 to 33, 69
Bamboo .....
Bamboo Paper 37
Batteries (Gas Model) 69
Bearings (Thrust) 64
Boat Models 37
Bolts & Nuts .....72 to 91
Brass Angle 68
Brass Sheet 68
Brass Tubing 68
Bushings 38
.....39

C

Cadet Gas Model 51
Captive Autogiro 64
Cardinal Gas Model 53
Celluloid .....
Celluloid (motors, pants, wheels) 38
Cement (Kwik-Dri) 37
Clips (Spring) 35
Coils (Ignition) 65, 68
Collars 65
Colored Dope 68
Commander Gas Model 34
Condenser (Ignition) 50
Contacts (Electrical) 67
[illegible] Saw 67
Cowls (Aluminum) 39
Cowls (Balsa) 36, 69
.....39

D

Die Cast Parts (Airplane)..36
Die Cast Parts (Ship)..88, 89
Dope (Aircraft) 34
Dowels 39

E

Electrical Contacts 67
Eye Droppers 68
Eyelets 39

F

Fittings (Ship) 88, 89
Flight Timers 45, 64, 65
Floats (Gas Model) 54
Forster Motors 58, 59

G

Gas Model Balsa 69
Gas Model Section 44, 72
Gas Model Wheels 66
Gas Powered Racer 71, 72
Gasoline Motors 55, 62
Gearless Transmissions 71

H

Handbook, A.B.C. 37
Herkimer Motors 57
HO Model Railroads.119 to 127

I

Ignition Coils 65, 67
Ignition Condenser 67
Ignition Switch 67
Ignition Wire 67
Insignia 38

J

Jacks (Tip) 65, 67

K

Knives (Zip) 37
Kwik-Dri-Cement 35

L

Lights (Pea) 39
Lock Washers 68
Lugs 68

M

Masking Tape 37
Megow Trophy 45
Megow Motor 46, 55, 57
Microfilm 38
Midget Racers 29
Model Airplanes .....1 to 29
Model Railroad Section .....93 to 127
Model Ships .....72 to 91
Motor Hum Device 69
Motors (Gasoline) .....55 to 62
Motors (Spring) 91
Music Wire 37, 68

N

Nuts & Bolts 68

O

"O" Gauge Railroad Cars .....93 to 118
Ohlsson Motors 58, 59
Oil (Engine) 69
Opalescent Dope 34

P

Paint Brushes 38
Paper (Bamboo) 69
Paper (Tissue) 37, 64
Pigmented Dope 34
Pins 37
Piper Cub (Gas Model) 52
Planefilm 70
Plastic Wood 42
Plugs (Spark) 67
Plugs (Tips) 67
Plywood 68
Propeller Blocks 33
Propeller Shaft 37
Propeller Spinners 69
Propellers (Balsa) 39
Propellers (Gas Model) ...62, 63
Propellers (Ornamental) 39
Propellers (Paul O Wina) ...39
Propellers (Rite Pitch) 63
Propellers (Stamped) 39

R

Racer (Gas Powered) 71, 72
Racers (Midget) 29
Railroad Models.....93 to 127
Reed 39
Rivets 68
Rubber 38
Rubber Bands 37
Rubber Lubricant 38

S

Sandpaper 37
Screws 68
Sheet Aluminum 68
Sheet Brass 68
Ship Fittings 88, 89
Ship Model Section....72 to 91
Silk (Gas Model) 69
Soaring Eagle (Class A)....47
Soaring Eagle (Class B)....48
Soaring Eagle (Class C)....49
Spark Coils 67
Spark Plugs 67
Spinners (Gas Model) 69
Sponge Wheels 66
Sprayer 39
Spring Clips 68
Spring Motors 91
Stamps 42
Stands (Model) 38
Streamlined Tubing 68
Strombecker Models 40, 41
Submarine 72
Switch (Toggle) 67
Syncro Motor 58, 60
Syncro Jig Saw 92

T

Tape (Masking) 37
Thrust Bearings 37
Timers (Gas Model).....64, 65
Tip Jacks 67
Tissue Paper 37, 64
Toggle Switch 67
Tubing (Aluminum) 38
Tubing (Brass) 38
Tubing (Streamlined) 68
Tungsten Contacts 67
Turnbuckles 69

W

Wakefield Model 8
Washers 37
Washer (Ball Bearing) 38
Washers (Lock) 68
Wheels 37
Wheels (Gas Model) 66
Wire (Ignition) 67
Wire (Music) 37, 68
Wood (Balsa) .....30 to 33, 69
Wood Filler 34
Wood Screws 68

X

Xacto Knives 61

Z

Zip Knives 36

Copyright 1941, F. W. Megow, Philadelphia, Pa.

All prices in this catalog subject to change without notice!

YOUR DEALER carries a Full Line of MEGOW Hobby Supplies

GO TO YOUR DEALER FIRST! IF YOU CANNOT OBTAIN MEGOW MODELS AND SUPPLIES IN YOUR LOCALITY, THEN SEND US YOUR ORDER DIRECT, ALONG WITH THE NAME AND ADDRESS OF THE DEALER FROM WHOM YOU WOULD LIKE TO OBTAIN YOUR SUPPLIES.



GENERAL ORDERING INSTRUCTIONS

1. Terms—Cash with order. No C.O.D. shipments. Send full amount required for your order plus any postage or additional charges listed below. Remit by check, postal or express money order to Megow's, Howard and Oxford Streets, Philadelphia, Pa.

2. United States Stamps (unused and in good condition only) will be accepted as payment in amounts not exceeding $1.00. Canadian, foreign stamps, or coin not accepted.

3. When insufficient remittance is made, orders will be filled *only* for the amount paid.

4. Add 15c for packing and postage on *all* orders up to $1.50. Over $1.50 add 10%. If you want us to insure your order, be sure to remit 10c additional for each order.

CANADIAN ORDERS—Remitted by postal or express money order. Duty must be paid on Canadian side of border. Add 30c for postage on all orders up to $2.00. Orders over $2.00, add 20% of order.

FOREIGN ORDERS—Postal money orders only. Include 25% for postage and special handling.

Send all orders west of Ohio to Megow's, 217 N. Desplaines Street, Chicago.

PROMPT SERVICE—All orders shipped same day as received, in first-class condition, securely packed so they will not be damaged in transit.

MEGOW

Main Office and Factory

HOWARD and OXFORD STS.

Philadelphia, Pa.

Prices subject to change without notice

WINNER OF SIXTEEN CHAMPION CUPS

Super Model "Ranger"



KIT No. E-22

FOR CLASS "A" OR "B"

You've all been waiting for this ship!
In Eastern United States, contestants knew very well that Mathew Kania and his "Ranger" spell V-I-C-T-O-R-Y! Now,—we venture to say, that before long, throughout the entire country, other model builders will be piling up victory after victory, with their own models of this proven design—, the "Ranger"! The design of the Ranger is based on Kania's eight years of experience as a pioneer gas model designer!



Mathew Kania—Designer of the Champion "Ranger" and some of the trophies he won with his ship.

Features of the "Ranger" not found in other make models are:
Strong, monocoque fuselage—High wing pylon mount—Crash proof wing and tail mounting—Upright engine mounting—Special design battery case—Flat center section wing with up-raised tips.
Plans are drawn full size on a 28"x42" sheet, with supplementary step by step perspective series of drawings. Any beginner can easily complete this very successful gas model!

Complete Kit
Less Wheels, Liquids and Power Plant
$1.50

SPECIFICATIONS

Wing Span	44 inches
Wing Area	348 sq. inches
Flying Weight	19.5 oz.
Power	any motor .19 to .23 cubic inch displacement

SOME OF THE PRIZES WON BY MATHEW KANIA WITH HIS "RANGER" GAS MODEL

Highest Average in all Classes *

—Events are Class B unless otherwise specified—

—1939—

1st	Lebanon Valley Meet	August 26	Maj.*
1st	Philadelphia Gas Meet	August 27	*
1st	Quaker City Meet	September 9	Maj.*
1st	Philadelphia Gas Meet	September 24	*
1st	Trenton Eastern States Meet	September 24	Maj.
1st	Philadelphia Gas Meet	October 26	*

—1940—

1st	South Jersey Spring Meet	April 28	Maj.*
1st	Philadelphia Gas Meet	April 28	*
1st	Philadelphia Gas Meet	May 26	*
1st	Philadelphia Gas Meet	June 30	*
2nd	Pottstown, Pa. (Class A)	June 30	
6th	Pottstown, Pa. (Class B)	June 30	
1st	Broomall, Pa. (Class B)	July 28	Maj.
2nd	Broomall, Pa. (Class A)	July 28	Maj.
1st	Philadelphia Gas Meet	July 28	*
2nd	Philadelphia Gas Meet	August 25	
7th	Quaker City Gas Meet	September 1	Maj.
1st	South Jersey Fall Meet	September 29	Maj.
1st	Philadelphia Gas Meet	September 29	*

Printed in U.S.A.